



Prepare For The Worst, Train To Be The Best



Rural Domestic Preparedness Consortium

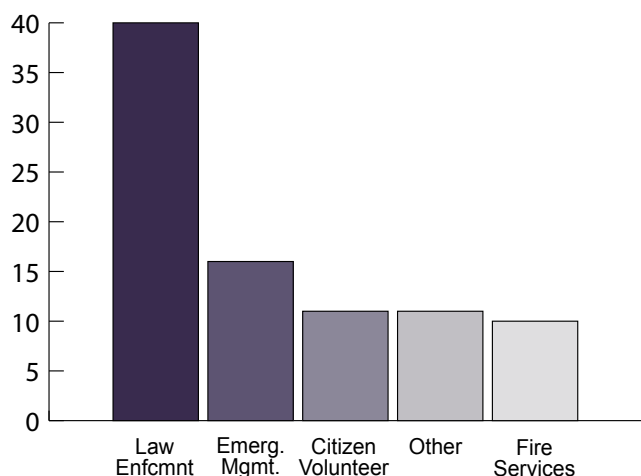
2013 Annual Course Performance Report

May 2014

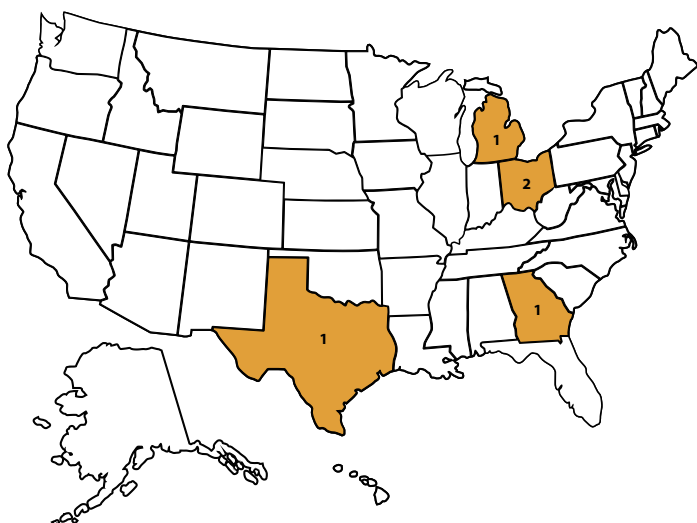
Course Statistics

Total Number of Deliveries: 5 (↓1)¹
 Total Number of Students Trained: 139 (↓4)
 Total Number of States Impacted²: 4 (↓2)
 Attrition Rate of Registered Students: 10% (↓15%)
 Pre-Test Score Average: 76.7% (↑3.7%)
 Post-Test Score Average: 98.2% (↓4.3%)
 Average Increase of KSA³: 28.0% (↓0.9%)
 Top Five Disciplines Trained: LE, EM, CV, OTH, FS

Training Numbers by Top 5 Student Disciplines



Training Deliveries by State



¹ Increase/decrease from 2012

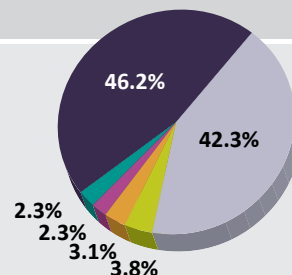
² Includes all 50 U.S. states and 6 territories.

³ Average of increase as determined by: (Post-Test Average - Pre-Test Average)/Pre-Test Average

Course Statistics

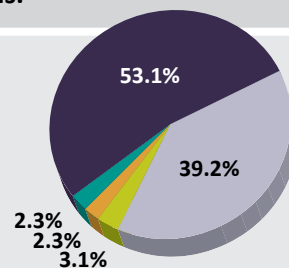
Overall, the course content met my needs and expectations.

Strongly Agree
 Agree
 Neither Agree or Disagree
 Disagree
 Strongly Disagree
 Not Applicable



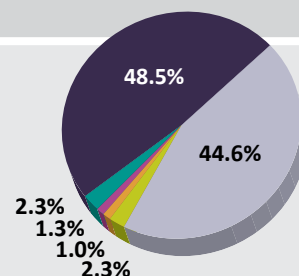
Overall, the instructors' performance met my needs and expectations.

Strongly Agree
 Agree
 Neither Agree or Disagree
 Disagree
 Strongly Disagree
 Not Applicable



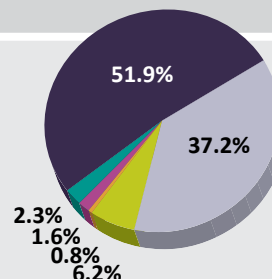
Overall, the course increased my knowledge, skills and abilities.

Strongly Agree
 Agree
 Neither Agree or Disagree
 Disagree
 Strongly Disagree
 Not Applicable



I would recommend this course to my peers.

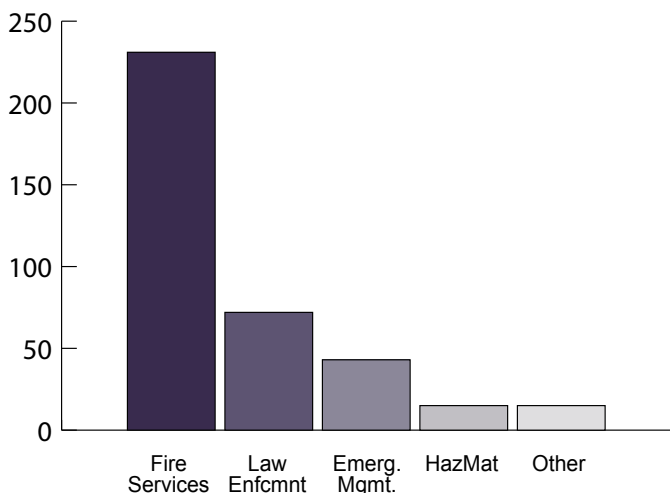
Strongly Agree
 Agree
 Neither Agree or Disagree
 Disagree
 Strongly Disagree
 Not Applicable



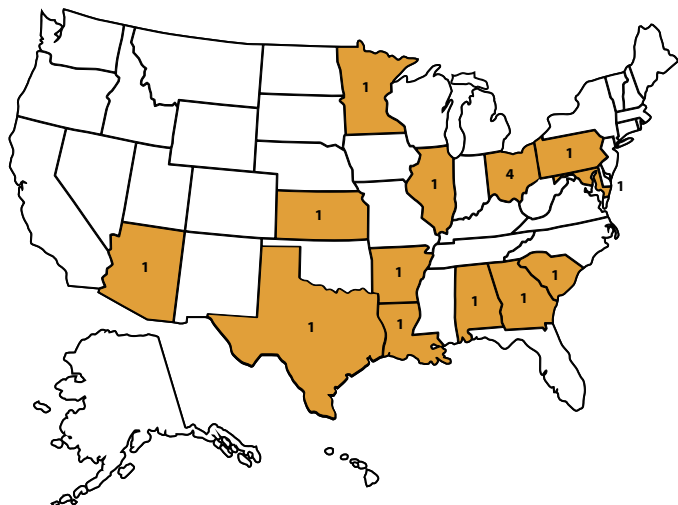
Course Statistics

Total Number of Deliveries: 16 (↓63¹)
 Total Number of Students Trained: 411 (↓1,623)
 Total Number of States Impacted²: 13 (↓15)
 Attrition Rate of Registered Students: 20% (↑4.0%)
 Pre-Test Score Average: 59.7% (↓0.3%)
 Post-Test Score Average: 94.1% (↓1.9%)
 Average Increase of KSA³: 57.6% (↓3.5%)
 Top Five Disciplines Trained: FS, LE, EM, HM, OTH

Training Numbers by Student Discipline



Training Deliveries by State



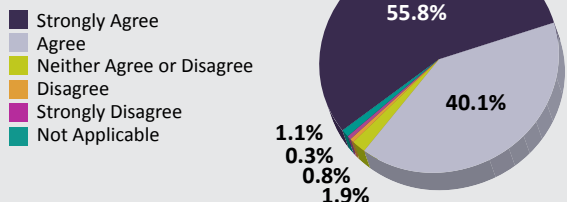
¹ Increase/decrease from 2012

² Includes all 50 U.S. states and 6 territories.

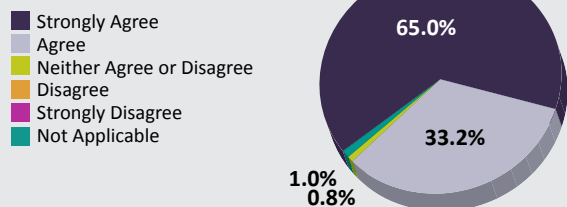
³ Average of increase as determined by: (Post-Test Average - Pre-Test Average)/Pre-Test Average

Course Statistics

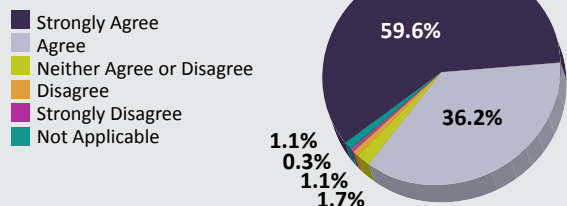
Overall, the course content met my needs and expectations.



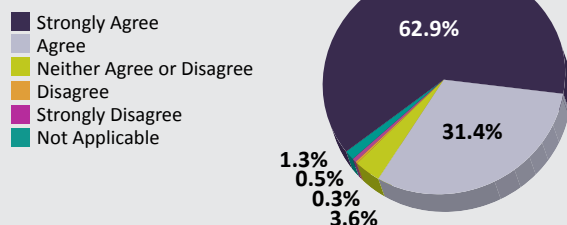
Overall, the instructors' performance met my needs and expectations.



Overall, the course increased my knowledge, skills and abilities.



I would recommend this course to my peers.



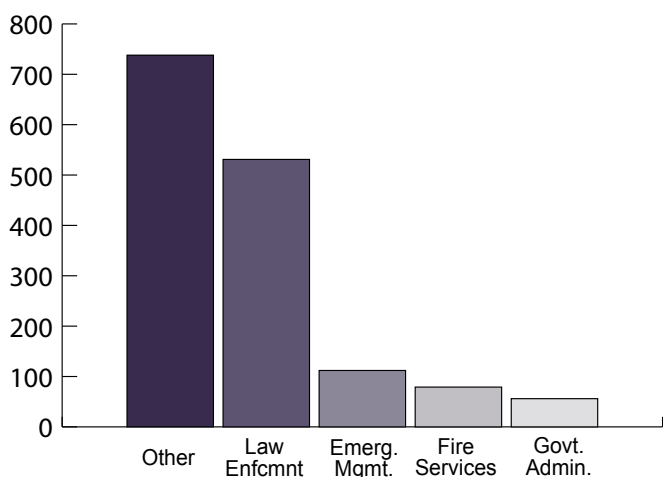
AWR 148 Crisis Management for School-Based Incidents – Partnering Rural Law Enforcement, First Responders, and Local School Systems

2013 Performance Report (January 1, 2013 – December 31, 2013)

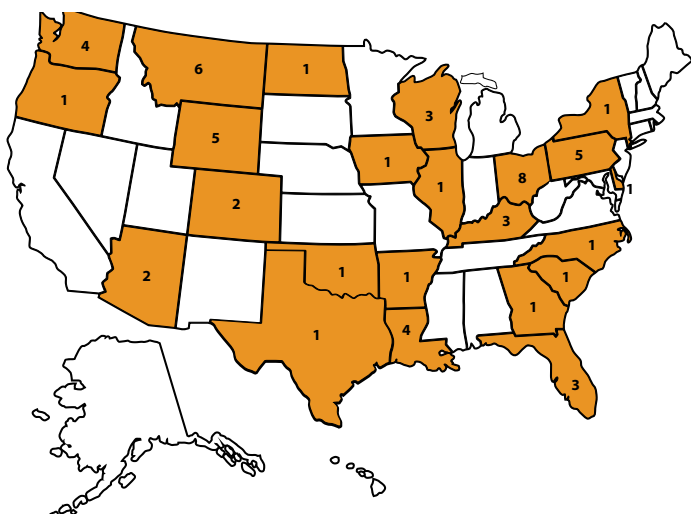
Course Statistics

Total Number of Deliveries: 57 (↓5¹)
 Total Number of Students Trained: 1,938 (↑257)
 Total Number of States Impacted²: 23 (↓5)
 Attrition Rate of Registered Students: 14.3% (↓2.7%)
 Pre-Test Score Average: 68.8% (↑4.7%)
 Post-Test Score Average: 91.8% (↑1.8%)
 Average Increase of KSA³: 34.6% (↓6.1%)
 Top Five Disciplines Trained: OTH, LE, EM, FS, GA

Training Numbers by Student Discipline



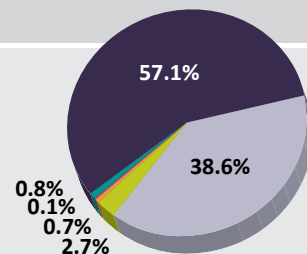
Training Deliveries by State



Course Statistics

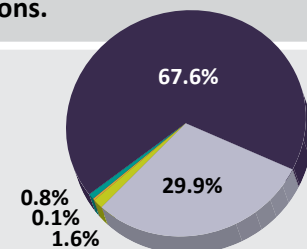
Overall, the course content met my needs and expectations.

- Strongly Agree
- Agree
- Neither Agree or Disagree
- Disagree
- Strongly Disagree
- Not Applicable



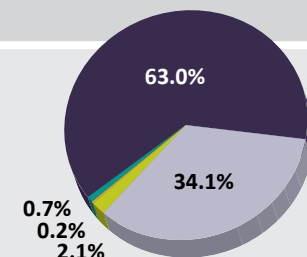
Overall, the instructors' performance met my needs and expectations.

- Strongly Agree
- Agree
- Neither Agree or Disagree
- Disagree
- Strongly Disagree
- Not Applicable



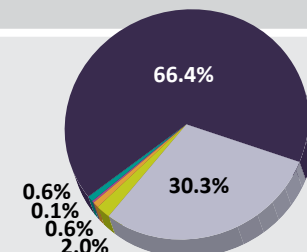
Overall, the course increased my knowledge, skills and abilities.

- Strongly Agree
- Agree
- Neither Agree or Disagree
- Disagree
- Strongly Disagree
- Not Applicable



I would recommend this course to my peers.

- Strongly Agree
- Agree
- Neither Agree or Disagree
- Disagree
- Strongly Disagree
- Not Applicable



¹ Increase/decrease from 2012

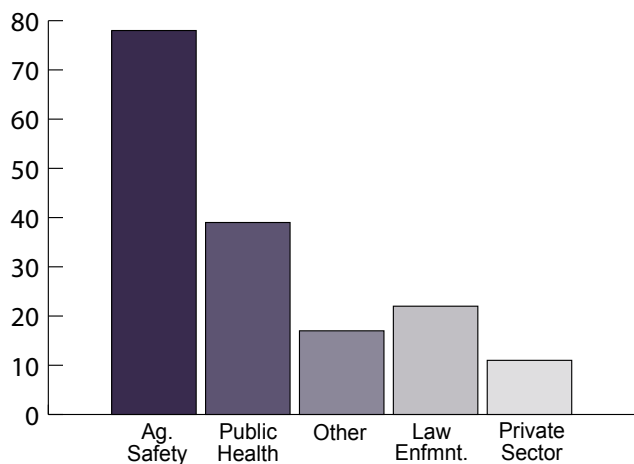
² Includes all 50 U.S. states and 6 territories.

³ Average of increase as determined by: (Post-Test Average - Pre-Test Average)/Pre-Test Average

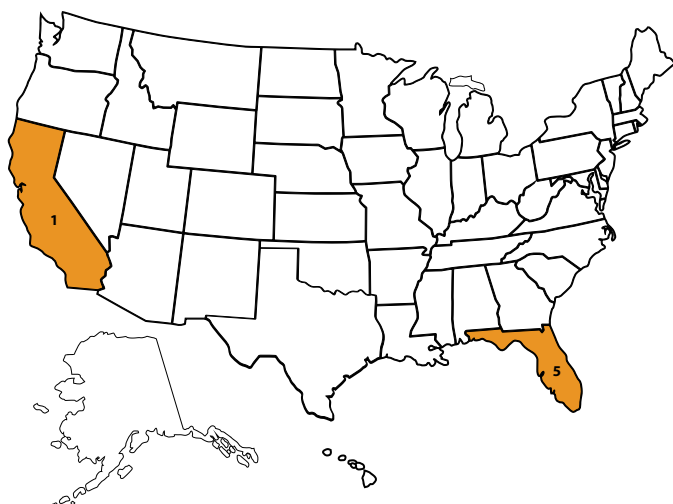
Course Statistics

Total Number of Deliveries: 6*
 Total Number of Students Trained: 223
 Total Number of States Impacted¹: 2
 Attrition Rate of Registered Students: 9.0%
 Pre-Test Score Average: 69.3%
 Post-Test Score Average: 91.0%
 Average Increase of KSA²: 31.3%
 Top Five Disciplines Trained: AGS, PH, OTH, LE, PSP

Training Numbers by Student Discipline



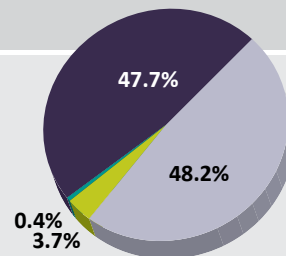
Training Deliveries by State



Course Statistics

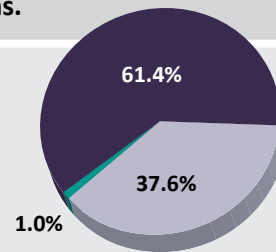
Overall, the course content met my needs and expectations.

- Strongly Agree
- Agree
- Neither Agree or Disagree
- Disagree
- Strongly Disagree
- Not Applicable



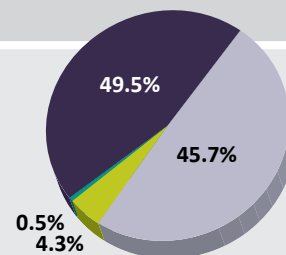
Overall, the instructors' performance met my needs and expectations.

- Strongly Agree
- Agree
- Neither Agree or Disagree
- Disagree
- Strongly Disagree
- Not Applicable



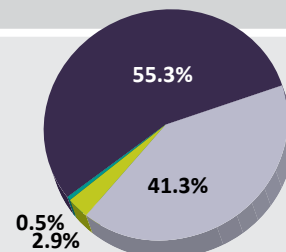
Overall, the course increased my knowledge, skills and abilities.

- Strongly Agree
- Agree
- Neither Agree or Disagree
- Disagree
- Strongly Disagree
- Not Applicable



I would recommend this course to my peers.

- Strongly Agree
- Agree
- Neither Agree or Disagree
- Disagree
- Strongly Disagree
- Not Applicable



¹Includes all 50 U.S. states and 6 territories

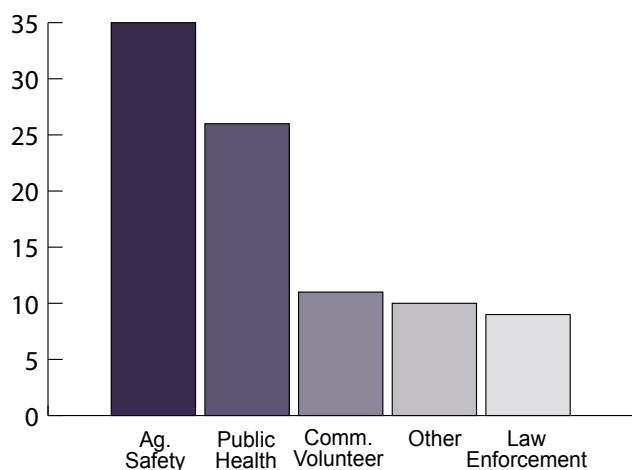
²Average of increase as determined by: (Post-Test Average - Pre-Test Average)/Pre-Test Average

*Course added October 2013

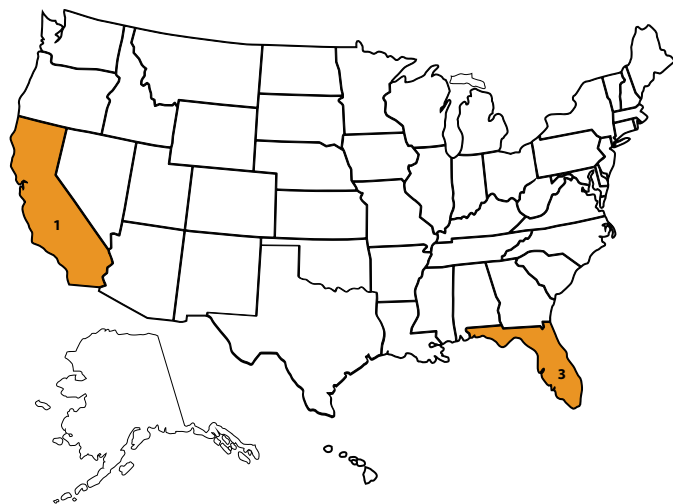
Course Statistics

Total Number of Deliveries: 4*
 Total Number of Students Trained: 121
 Total Number of States Impacted²: 2
 Attrition Rate of Registered Students: 9.0%
 Pre-Test Score Average: 82.6%
 Post-Test Score Average: 92.1%
 Average Increase of KSA³: 11.5%
 Top Five Disciplines Trained: AGS, PH, CV, OTH, LE

Training Numbers by Student Discipline



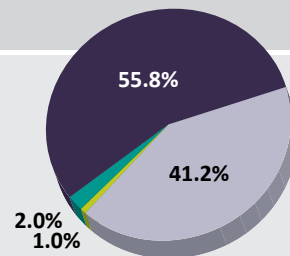
Training Deliveries by State



Course Statistics

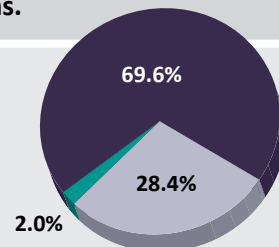
Overall, the course content met my needs and expectations.

- Strongly Agree
- Agree
- Neither Agree or Disagree
- Disagree
- Strongly Disagree
- Not Applicable



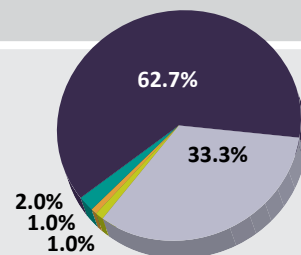
Overall, the instructors' performance met my needs and expectations.

- Strongly Agree
- Agree
- Neither Agree or Disagree
- Disagree
- Strongly Disagree
- Not Applicable



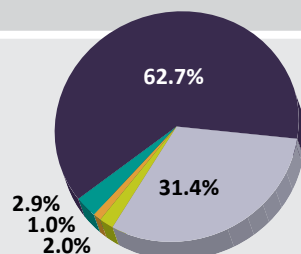
Overall, the course increased my knowledge, skills and abilities.

- Strongly Agree
- Agree
- Neither Agree or Disagree
- Disagree
- Strongly Disagree
- Not Applicable



I would recommend this course to my peers.

- Strongly Agree
- Agree
- Neither Agree or Disagree
- Disagree
- Strongly Disagree
- Not Applicable



¹Includes all 50 U.S. states and 6 territories

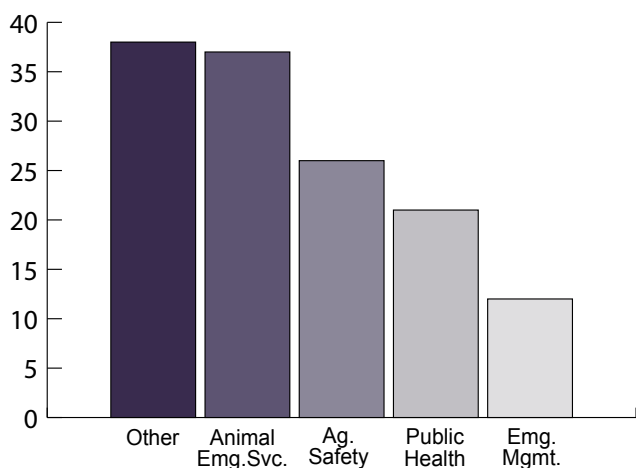
²Average of increase as determined by: (Post-Test Average - Pre-Test Average)/Pre-Test Average

*Course added October 2013

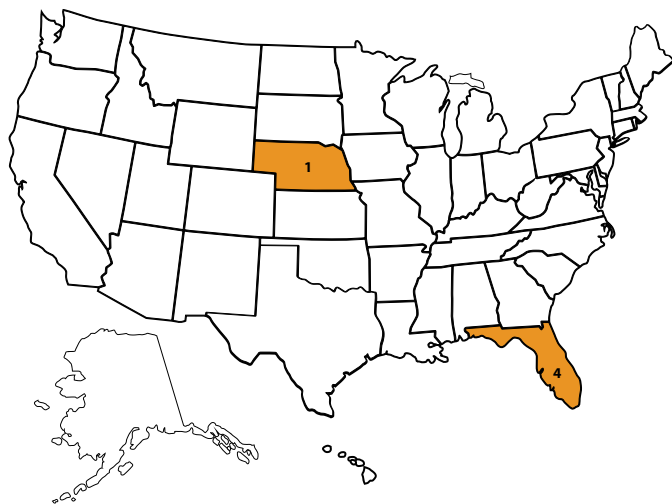
Course Statistics

Total Number of Deliveries: 5*
 Total Number of Students Trained: 171
 Total Number of States Impacted¹: 2
 Attrition Rate of Registered Students: 45.4%
 Pre-Test Score Average: 81.3%
 Post-Test Score Average: 88.5%
 Average Increase of KSA²: 8.9%
 Top Five Disciplines Trained: OTH, AES, AGS, PH, EM

Training Numbers by Student Discipline

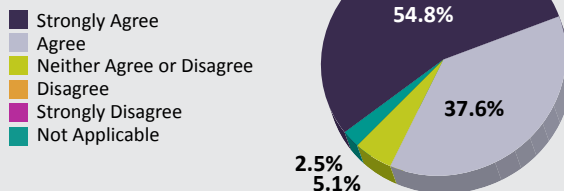


Training Deliveries by State

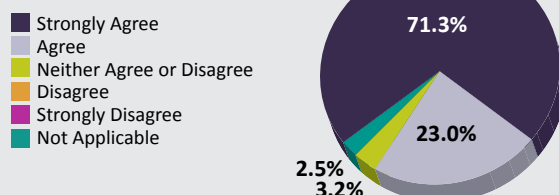


Course Statistics

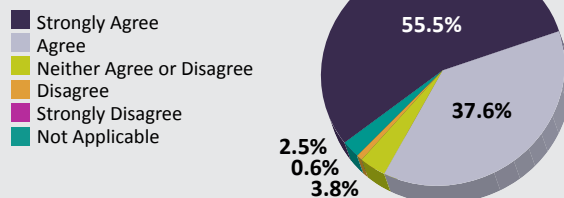
Overall, the course content met my needs and expectations.



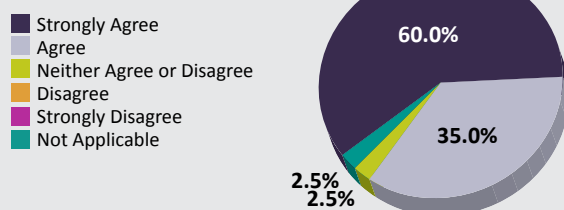
Overall, the instructors' performance met my needs and expectations.



Overall, the course increased my knowledge, skills and abilities.



I would recommend this course to my peers.



¹ Increase/decrease from 2012

² Includes all 50 U.S. states and 6 territories.

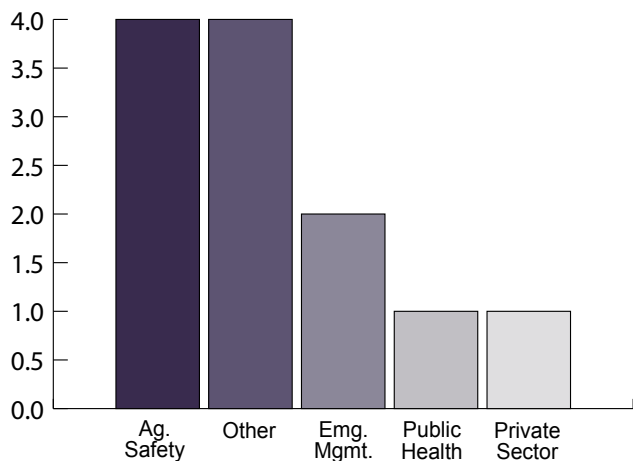
³ Average of increase as determined by: (Post-Test Average - Pre-Test Average)/Pre-Test Average

*Course added October 2013

Course Statistics

Total Number of Deliveries: 1*
 Total Number of Students Trained: 12
 Total Number of States Impacted²: 1
 Attrition Rate of Registered Students: 52.0%
 Pre-Test Score Average: 76.6%
 Post-Test Score Average: 92.7%
 Average Increase of KSA³: 21.0%
 Top Five Disciplines Trained: AGS, OTH, EM, PH, PSP

Training Numbers by Student Discipline



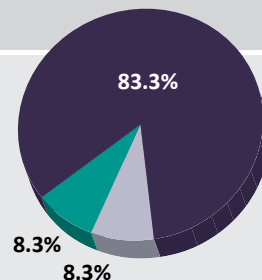
Training Deliveries by State



Course Statistics

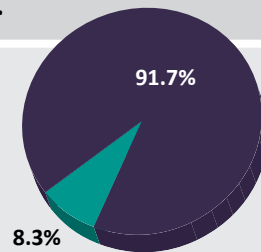
Overall, the course content met my needs and expectations.

- Strongly Agree
- Agree
- Neither Agree or Disagree
- Disagree
- Strongly Disagree
- Not Applicable



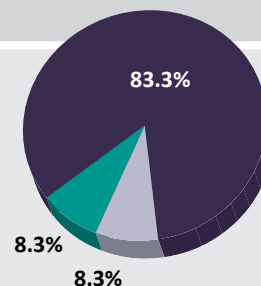
Overall, the instructors' performance met my needs and expectations.

- Strongly Agree
- Agree
- Neither Agree or Disagree
- Disagree
- Strongly Disagree
- Not Applicable



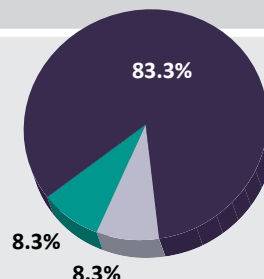
Overall, the course increased my knowledge, skills and abilities.

- Strongly Agree
- Agree
- Neither Agree or Disagree
- Disagree
- Strongly Disagree
- Not Applicable



I would recommend this course to my peers.

- Strongly Agree
- Agree
- Neither Agree or Disagree
- Disagree
- Strongly Disagree
- Not Applicable



¹Includes all 50 U.S. states and 6 territories

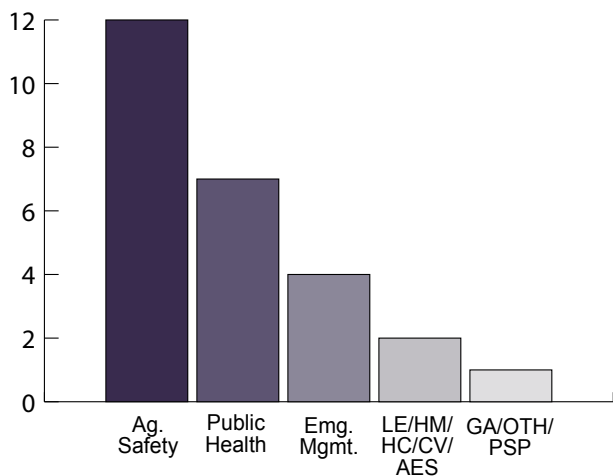
²Average of increase as determined by: (Post-Test Average - Pre-Test Average)/Pre-Test Average

*Course added October 2013

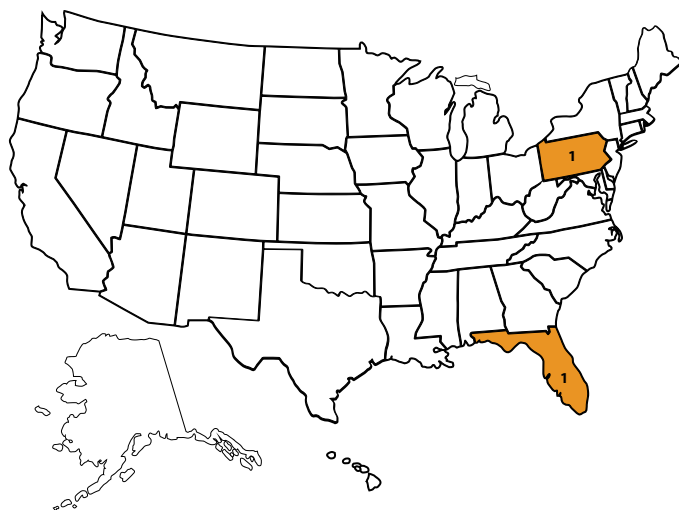
Course Statistics

Total Number of Deliveries: 2*
 Total Number of Students Trained: 36
 Total Number of States Impacted¹: 2
 Attrition Rate of Registered Students: 21.0%
 Pre-Test Score Average: 59.1%
 Post-Test Score Average: 94.7%
 Average Increase of KSA²: 60.3%
 Top Five Disciplines Trained: AGS, PH, EM, LE, HM, HC, CV, AES

Training Numbers by Student Discipline

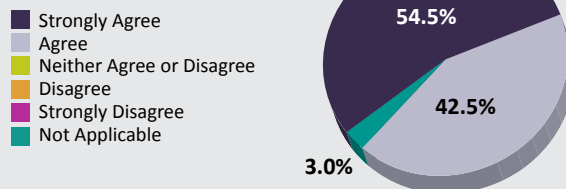


Training Deliveries by State



Course Statistics

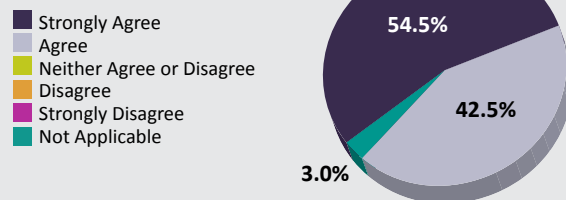
Overall, the course content met my needs and expectations.



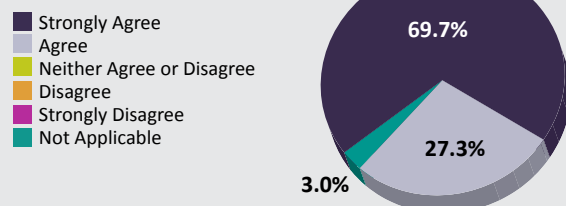
Overall, the instructors' performance met my needs and expectations.



Overall, the course increased my knowledge, skills and abilities.



I would recommend this course to my peers.



¹Includes all 50 U.S. states and 6 territories

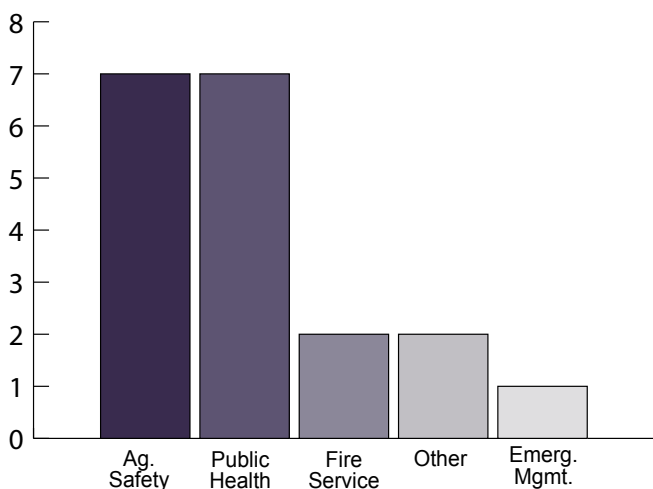
²Average of increase as determined by: (Post-Test Average - Pre-Test Average)/Pre-Test Average

*Course added October 2013

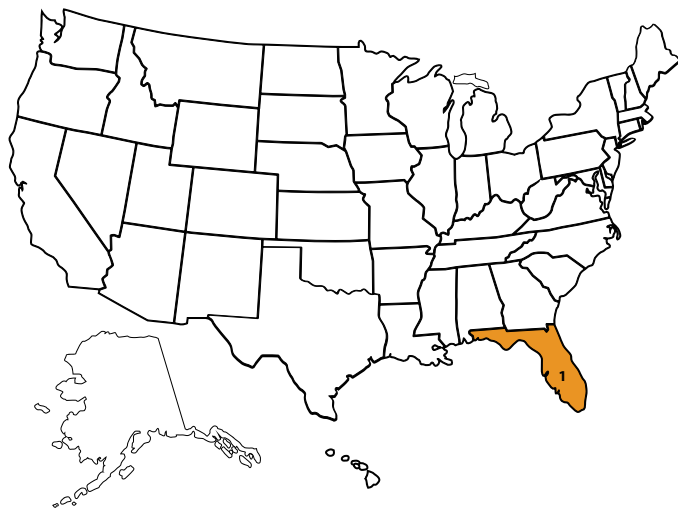
Course Statistics

Total Number of Deliveries: 1*
 Total Number of Students Trained: 21
 Total Number of States Impacted¹: 1
 Attrition Rate of Registered Students: 22.0%
 Pre-Test Score Average: 69.3%
 Post-Test Score Average: 82.3%
 Average Increase of KSA²: 18.8%
 Top Five Disciplines Trained: AGS, PH, FS, OTH, EM

Training Numbers by Student Discipline



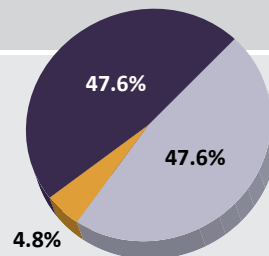
Training Deliveries by State



Course Statistics

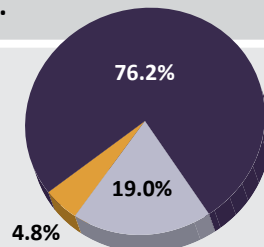
Overall, the course content met my needs and expectations.

- Strongly Agree
- Agree
- Neither Agree or Disagree
- Disagree
- Strongly Disagree
- Not Applicable



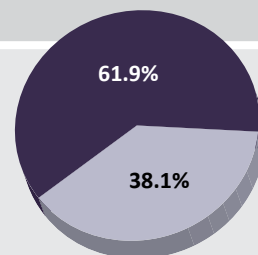
Overall, the instructors' performance met my needs and expectations.

- Strongly Agree
- Agree
- Neither Agree or Disagree
- Disagree
- Strongly Disagree
- Not Applicable



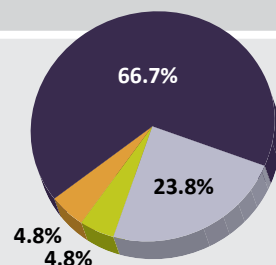
Overall, the course increased my knowledge, skills and abilities.

- Strongly Agree
- Agree
- Neither Agree or Disagree
- Disagree
- Strongly Disagree
- Not Applicable



I would recommend this course to my peers.

- Strongly Agree
- Agree
- Neither Agree or Disagree
- Disagree
- Strongly Disagree
- Not Applicable



¹Includes all 50 U.S. states and 6 territories

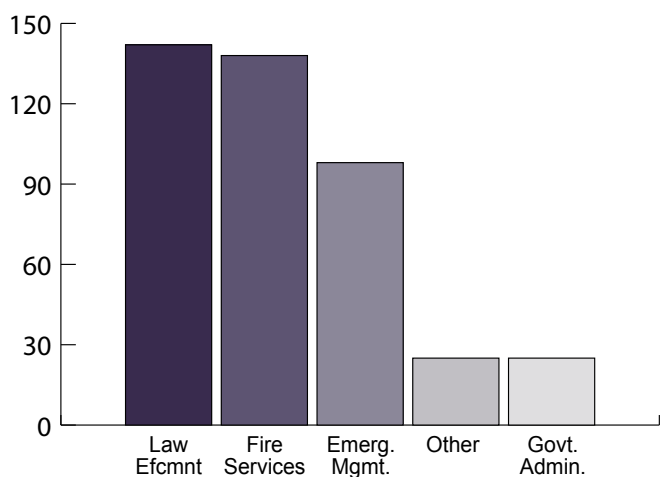
²Average of increase as determined by: (Post-Test Average - Pre-Test Average)/Pre-Test Average

*Course added October 2013

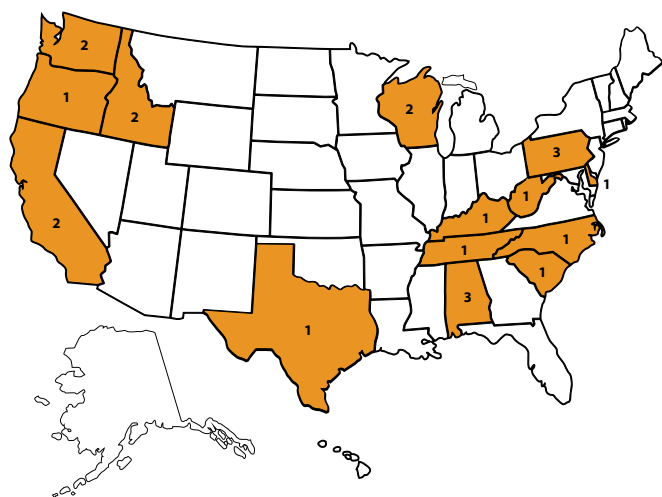
Course Statistics

Total Number of Deliveries: 22 (↓7¹)
 Total Number of Students Trained: 551 (↓79)
 Total Number of States Impacted²: 14 (↓6)
 Attrition Rate of Registered Students: 22.0% (↑5.0%)
 Pre-Test Score Average: 73.2% (↓1.5%)
 Post-Test Score Average: 95.2% (↓0.5%)
 Average Increase of KSA³: 30.1% (↑2.0%)
 Top Five Disciplines Trained: LE, FS, EM, OTH, GA

Training Numbers by Student Discipline



Training Deliveries by State



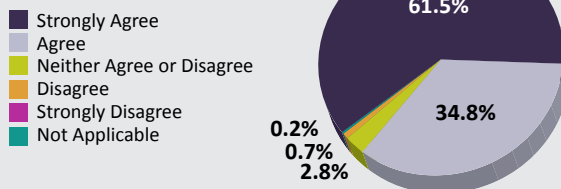
¹ Increase/decrease from 2012

² Includes all 50 U.S. states and 6 territories.

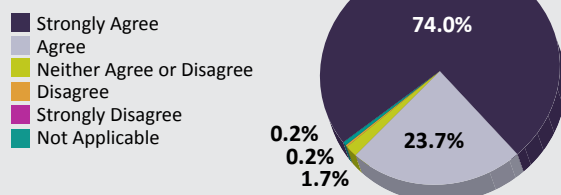
³ Average of increase as determined by: (Post-Test Average - Pre-Test Average)/Pre-Test Average

Course Statistics

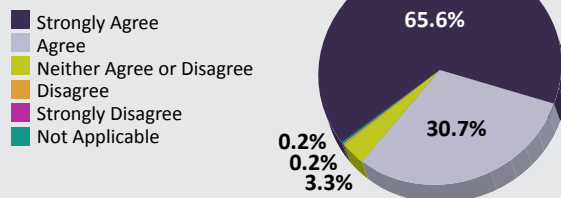
Overall, the course content met my needs and expectations.



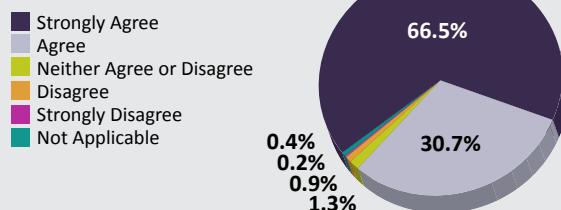
Overall, the instructors' performance met my needs and expectations.



Overall, the course increased my knowledge, skills and abilities.



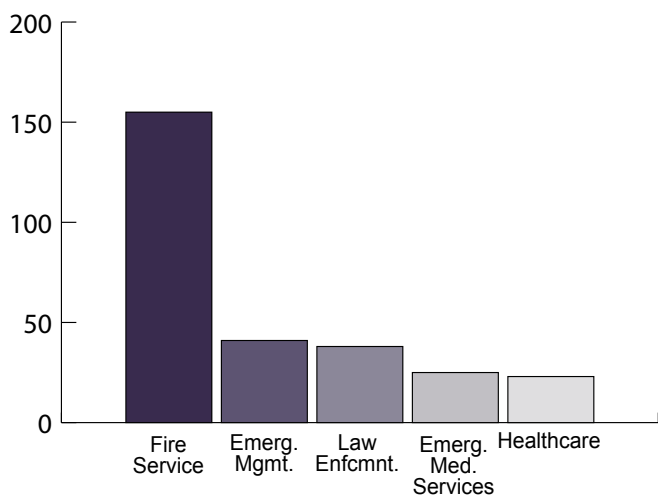
I would recommend this course to my peers.



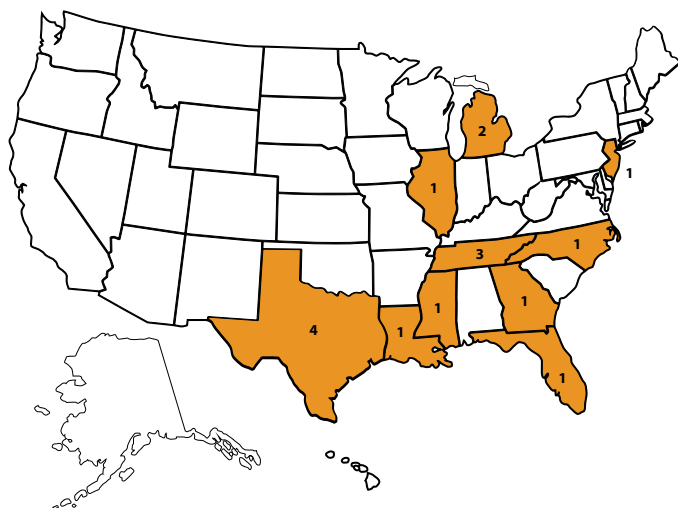
Course Statistics

Total Number of Deliveries: 16 (↓3¹)
 Total Number of Students Trained: 323 (↓31)
 Total Number of States Impacted²: 10 (↓4)
 Attrition Rate of Registered Students: 29.8% (↓15.9%)
 Pre-Test Score Average: 67.0% (↑5.0%)
 Post-Test Score Average: 92.8% (↑1.8%)
 Average Increase of KSA³: 38.6% (↓13.3%)
 Top Five Disciplines Trained: FS, EM, LE, EMS, HC

Training Numbers by Student Discipline



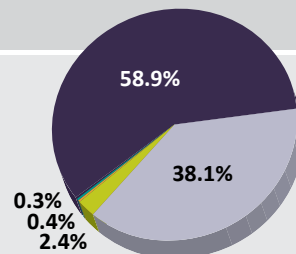
Training Deliveries by State



Course Statistics

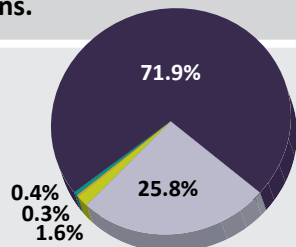
Overall, the course content met my needs and expectations.

- Strongly Agree
- Agree
- Neither Agree or Disagree
- Disagree
- Strongly Disagree
- Not Applicable



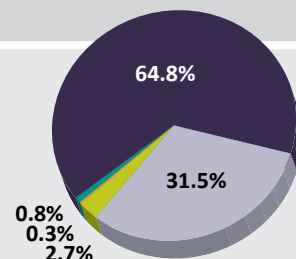
Overall, the instructors' performance met my needs and expectations.

- Strongly Agree
- Agree
- Neither Agree or Disagree
- Disagree
- Strongly Disagree
- Not Applicable



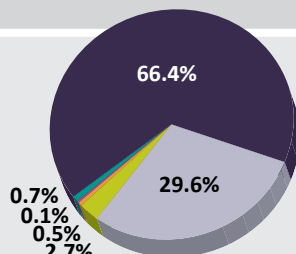
Overall, the course increased my knowledge, skills and abilities.

- Strongly Agree
- Agree
- Neither Agree or Disagree
- Disagree
- Strongly Disagree
- Not Applicable



I would recommend this course to my peers.

- Strongly Agree
- Agree
- Neither Agree or Disagree
- Disagree
- Strongly Disagree
- Not Applicable



¹ Increase/decrease from 2012

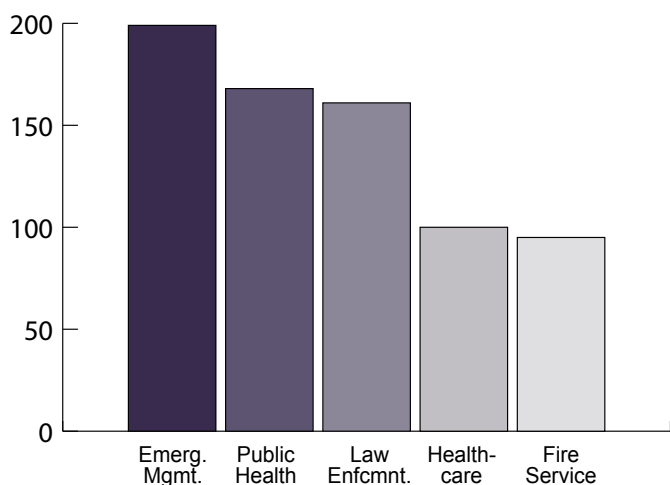
² Includes all 50 U.S. states and 6 territories.

³ Average of increase as determined by: (Post-Test Average - Pre-Test Average)/Pre-Test Average

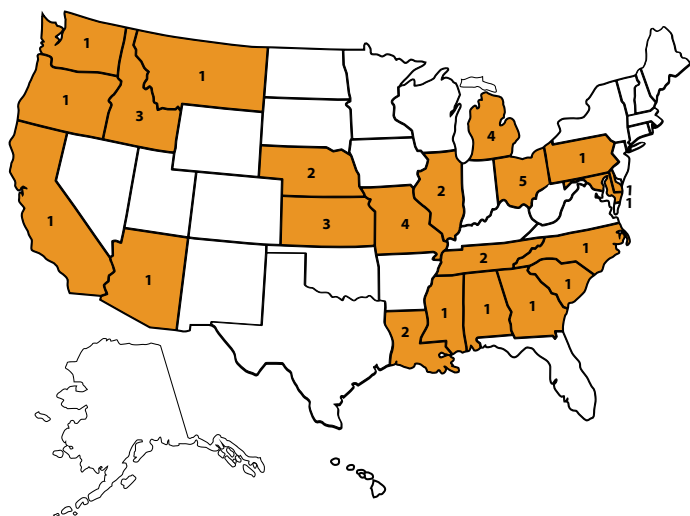
Course Statistics

Total Number of Deliveries: 38 (↑18¹)
 Total Number of Students Trained: 983 (↑514)
 Total Number of States Impacted²: 22 (↑14)
 Attrition Rate of Registered Students: 20.0% (↓1.0%)
 Pre-Test Score Average: 77.7% (↑0.1%)
 Post-Test Score Average: 96.2% (↑1.2%)
 Average Increase of KSA³: 23.9% (↑1.2%)
 Top Five Disciplines Trained: EM, PH, LE, HC, FS

Training Numbers by Student Discipline



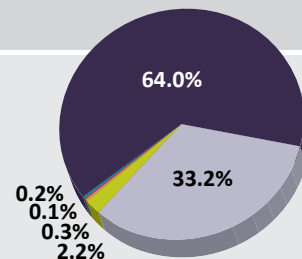
Training Deliveries by State



Course Statistics

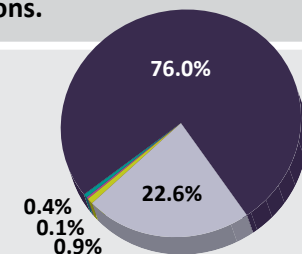
Overall, the course content met my needs and expectations.

- Strongly Agree
- Agree
- Neither Agree or Disagree
- Disagree
- Strongly Disagree
- Not Applicable



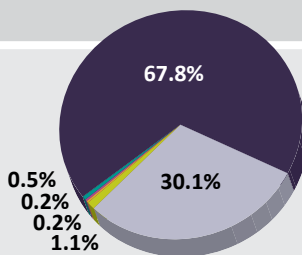
Overall, the instructors' performance met my needs and expectations.

- Strongly Agree
- Agree
- Neither Agree or Disagree
- Disagree
- Strongly Disagree
- Not Applicable



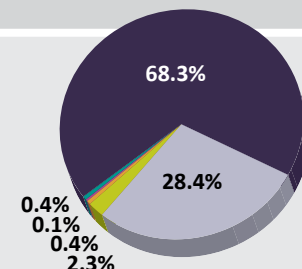
Overall, the course increased my knowledge, skills and abilities.

- Strongly Agree
- Agree
- Neither Agree or Disagree
- Disagree
- Strongly Disagree
- Not Applicable



I would recommend this course to my peers.

- Strongly Agree
- Agree
- Neither Agree or Disagree
- Disagree
- Strongly Disagree
- Not Applicable



¹ Increase/decrease from 2012

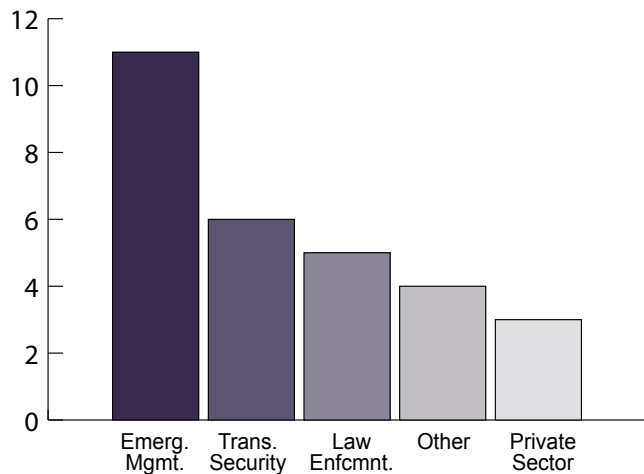
² Includes all 50 U.S. states and 6 territories.

³ Average of increase as determined by: (Post-Test Average - Pre-Test Average)/Pre-Test Average

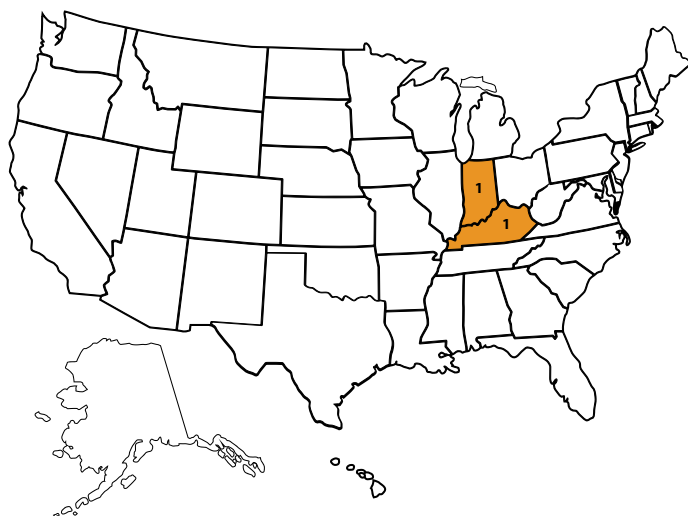
Course Statistics

Total Number of Deliveries: 2*
 Total Number of Students Trained: 32
 Total Number of States Impacted¹: 2
 Attrition Rate of Registered Students: 33.0%
 Pre-Test Score Average: 81.9%
 Post-Test Score Average: 92.8%
 Average Increase of KSA²: 13.3%
 Top Five Disciplines Trained: EM, TS, LE, OTH, PSP

Training Numbers by Student Discipline



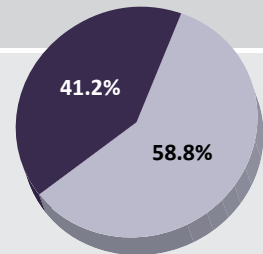
Training Deliveries by State



Course Statistics

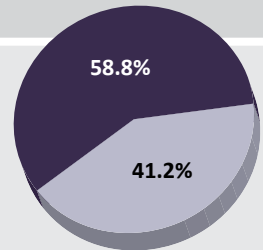
Overall, the course content met my needs and expectations.

- Strongly Agree
- Agree
- Neither Agree or Disagree
- Disagree
- Strongly Disagree
- Not Applicable



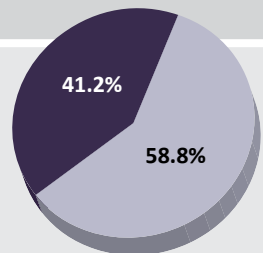
Overall, the instructors' performance met my needs and expectations.

- Strongly Agree
- Agree
- Neither Agree or Disagree
- Disagree
- Strongly Disagree
- Not Applicable



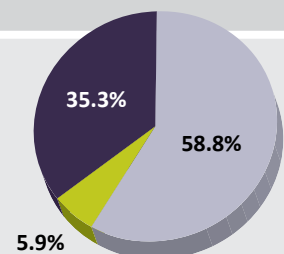
Overall, the course increased my knowledge, skills and abilities.

- Strongly Agree
- Agree
- Neither Agree or Disagree
- Disagree
- Strongly Disagree
- Not Applicable



I would recommend this course to my peers.

- Strongly Agree
- Agree
- Neither Agree or Disagree
- Disagree
- Strongly Disagree
- Not Applicable



¹Includes all 50 U.S. states and 6 territories

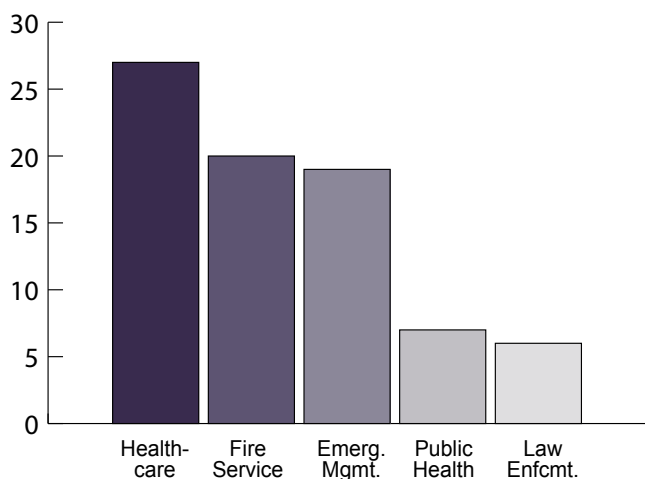
²Average of increase as determined by: (Post-Test Average - Pre-Test Average)/Pre-Test Average

*Course certified February 2013

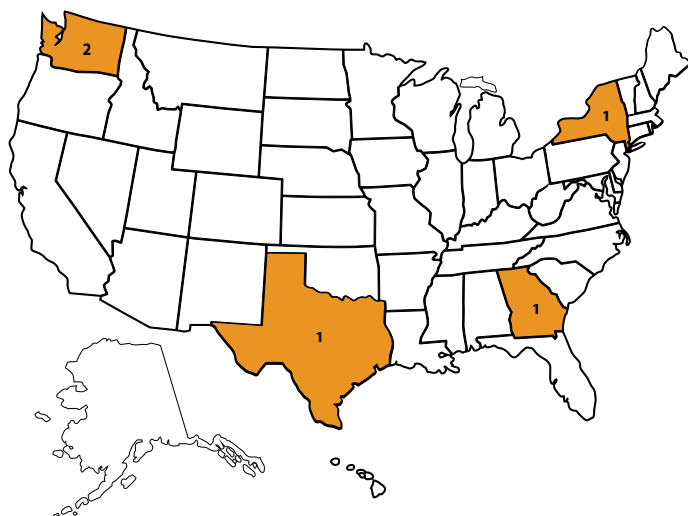
Course Statistics

Total Number of Deliveries: 5*
 Total Number of Students Trained: 87
 Total Number of States Impacted¹: 4
 Attrition Rate of Registered Students: 2.7%
 Pre-Test Score Average: 74.5%
 Post-Test Score Average: 90.5%
 Average Increase of KSA²: 21.4%
 Top Five Disciplines Trained: HC, FS, EM, PH, LE

Training Numbers by Student Discipline



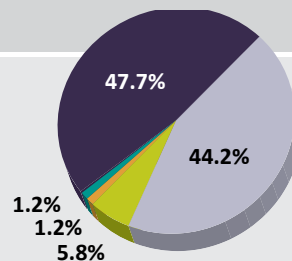
Training Deliveries by State



Course Statistics

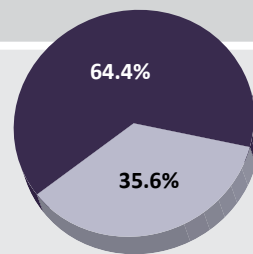
Overall, the course content met my needs and expectations.

- Strongly Agree
- Agree
- Neither Agree or Disagree
- Disagree
- Strongly Disagree
- Not Applicable



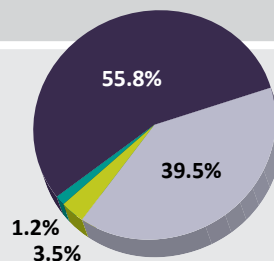
Overall, the instructors' performance met my needs and expectations.

- Strongly Agree
- Agree
- Neither Agree or Disagree
- Disagree
- Strongly Disagree
- Not Applicable



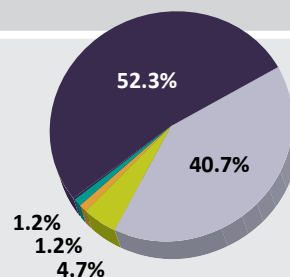
Overall, the course increased my knowledge, skills and abilities.

- Strongly Agree
- Agree
- Neither Agree or Disagree
- Disagree
- Strongly Disagree
- Not Applicable



I would recommend this course to my peers.

- Strongly Agree
- Agree
- Neither Agree or Disagree
- Disagree
- Strongly Disagree
- Not Applicable



¹Includes all 50 U.S. states and 6 territories

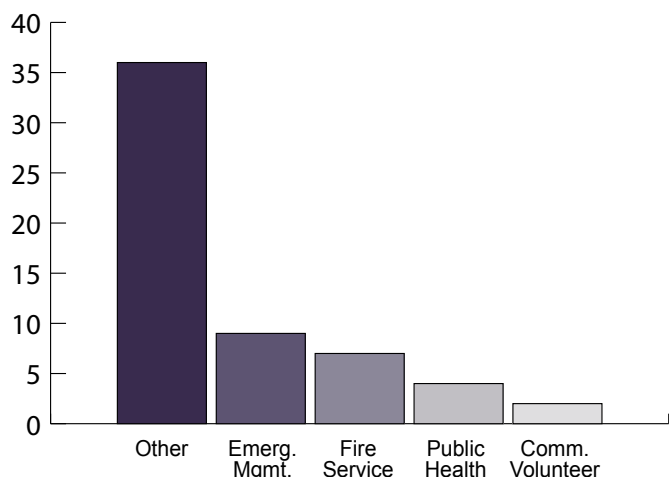
²Average of increase as determined by: (Post-Test Average - Pre-Test Average)/Pre-Test Average

*Course certified February 2013

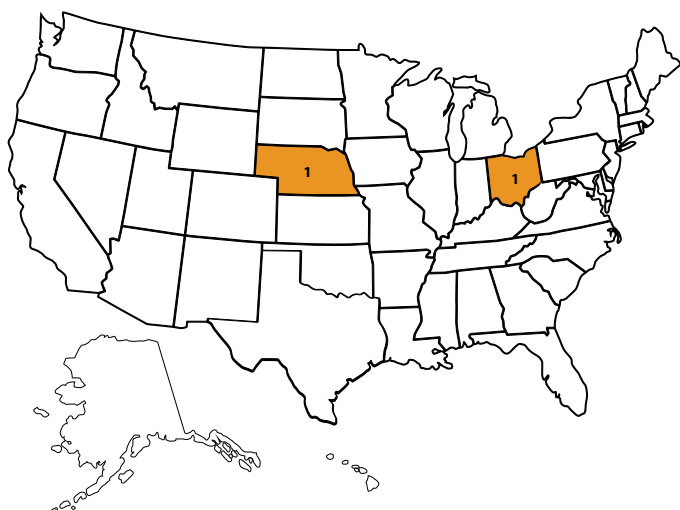
Course Statistics

Total Number of Deliveries: 2*
 Total Number of Students Trained: 64
 Total Number of States Impacted¹: 2
 Attrition Rate of Registered Students: 9.0%
 Pre-Test Score Average: 73.2%
 Post-Test Score Average: 94.7%
 Average Increase of KSA²: 30.9%
 Top Five Disciplines Trained: OTH, EM, FS, PH, CV

Training Numbers by Student Discipline



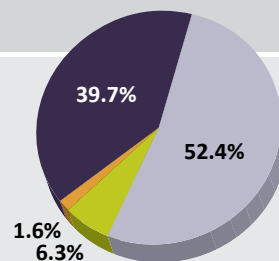
Training Deliveries by State



Course Statistics

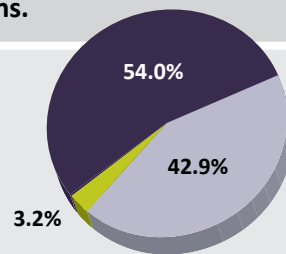
Overall, the course content met my needs and expectations.

- Strongly Agree
- Agree
- Neither Agree or Disagree
- Disagree
- Strongly Disagree
- Not Applicable



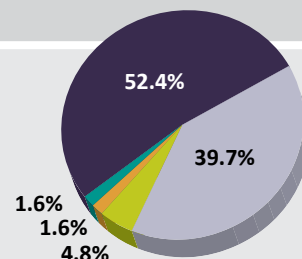
Overall, the instructors' performance met my needs and expectations.

- Strongly Agree
- Agree
- Neither Agree or Disagree
- Disagree
- Strongly Disagree
- Not Applicable



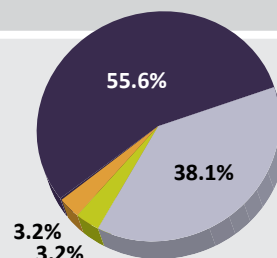
Overall, the course increased my knowledge, skills and abilities.

- Strongly Agree
- Agree
- Neither Agree or Disagree
- Disagree
- Strongly Disagree
- Not Applicable



I would recommend this course to my peers.

- Strongly Agree
- Agree
- Neither Agree or Disagree
- Disagree
- Strongly Disagree
- Not Applicable



¹Includes all 50 U.S. states and 6 territories

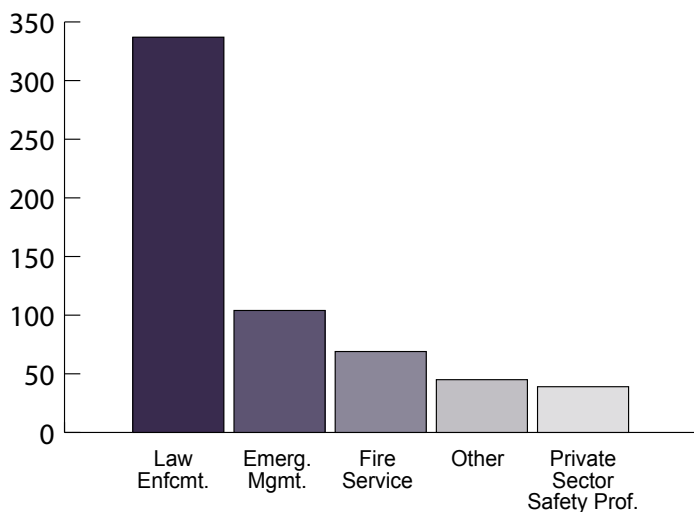
²Average of increase as determined by: (Post-Test Average - Pre-Test Average)/Pre-Test Average

*Course certified March 2013

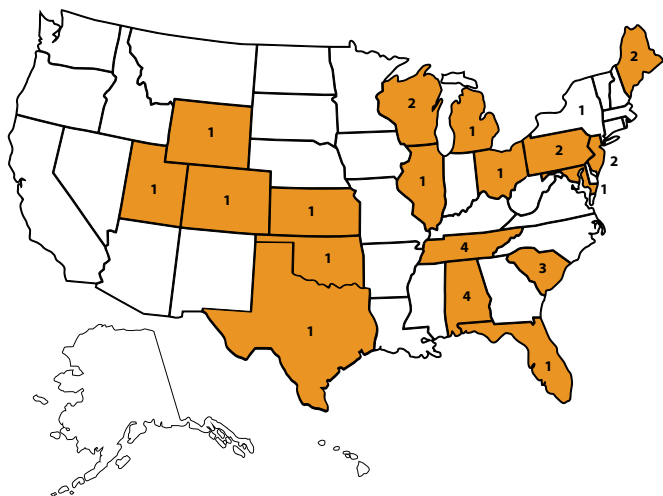
Course Statistics

Total Number of Deliveries: 30 (↑8¹)
 Total Number of Students Trained: 748 (↑232)
 Total Number of States Impacted²: 18 (↑1)
 Attrition Rate of Registered Students: 24.2% (↑2.2%)
 Pre-Test Score Average: 40.2% (↑0.6%)
 Post-Test Score Average: 94.1% (↓0.3%)
 Average Increase of KSA³: 134.0% (↓0.7%)
 Top Five Disciplines Trained: LE, EM, FS, OTH, PSP

Training Numbers by Student Discipline



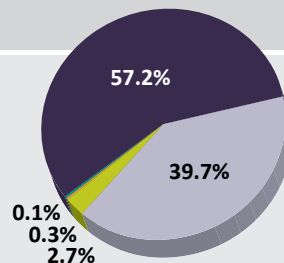
Training Deliveries by State



Course Statistics

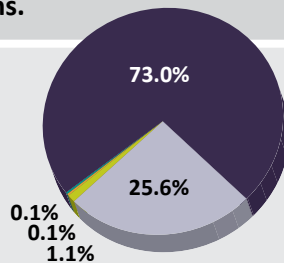
Overall, the course content met my needs and expectations.

- Strongly Agree
- Agree
- Neither Agree or Disagree
- Disagree
- Strongly Disagree
- Not Applicable



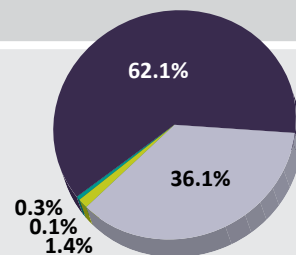
Overall, the instructors' performance met my needs and expectations.

- Strongly Agree
- Agree
- Neither Agree or Disagree
- Disagree
- Strongly Disagree
- Not Applicable



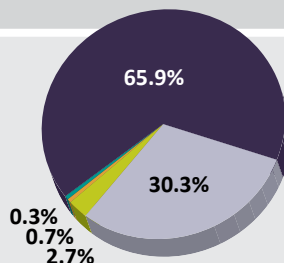
Overall, the course increased my knowledge, skills and abilities.

- Strongly Agree
- Agree
- Neither Agree or Disagree
- Disagree
- Strongly Disagree
- Not Applicable



I would recommend this course to my peers.

- Strongly Agree
- Agree
- Neither Agree or Disagree
- Disagree
- Strongly Disagree
- Not Applicable



¹ Increase/decrease from 2012

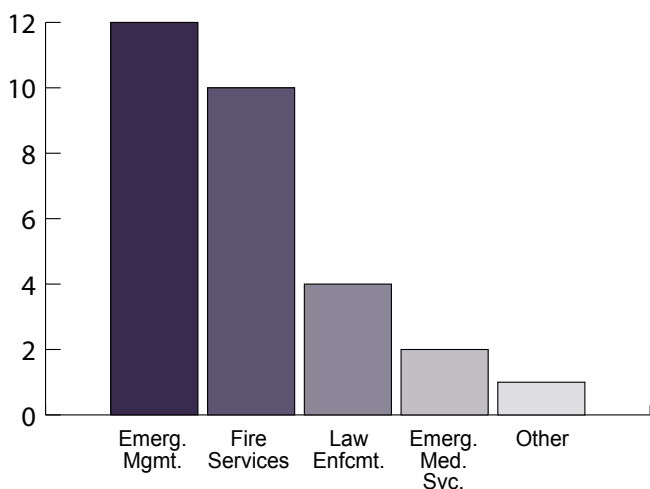
² Includes all 50 U.S. states and 6 territories.

³ Average of increase as determined by: (Post-Test Average - Pre-Test Average)/Pre-Test Average

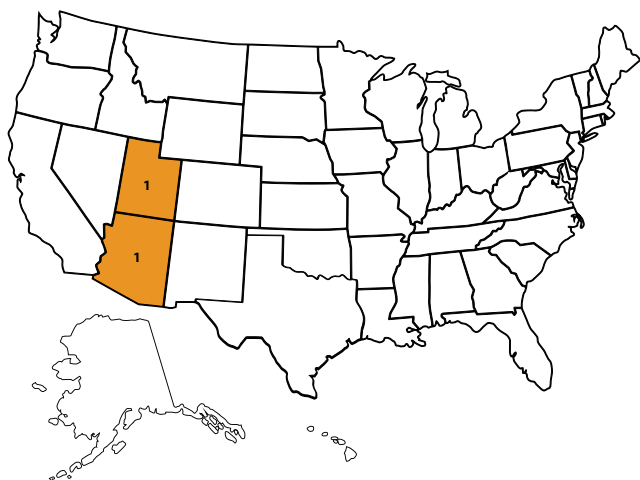
Course Statistics

Total Number of Deliveries: 2 (↓10¹)
 Total Number of Students Trained: 31 (↓192)
 Total Number of States Impacted²: 2 (↓8)
 Attrition Rate of Registered Students: -113% (↓133%)
 Pre-Test Score Average: 75.4% (↓2.7%)
 Post-Test Score Average: 94.7% (↓1.8%)
 Average Increase of KSA³: 25.5% (↑1.7%)
 Top Five Disciplines Trained: EM, FS, LE, EMS, OTH

Training Numbers by Student Discipline

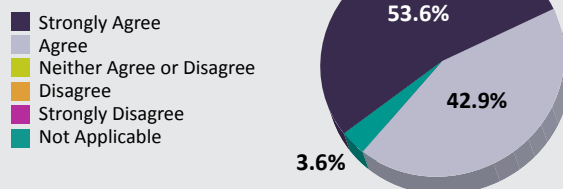


Training Deliveries by State

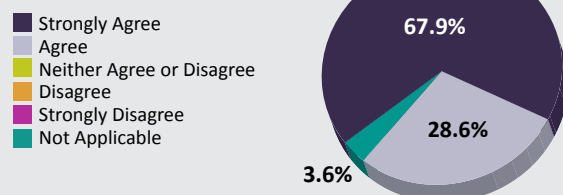


Course Statistics

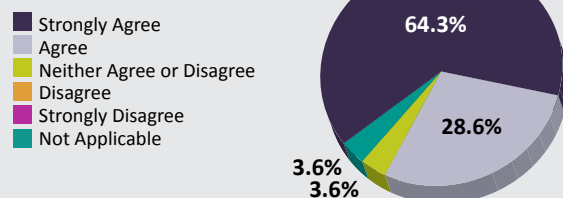
Overall, the course content met my needs and expectations.



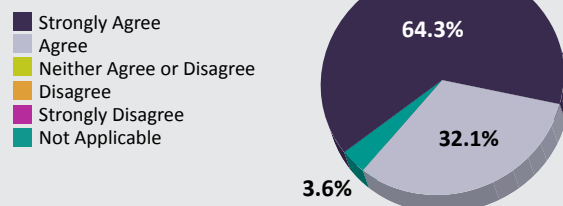
Overall, the instructors' performance met my needs and expectations.



Overall, the course increased my knowledge, skills and abilities.



I would recommend this course to my peers.



¹ Increase/decrease from 2012

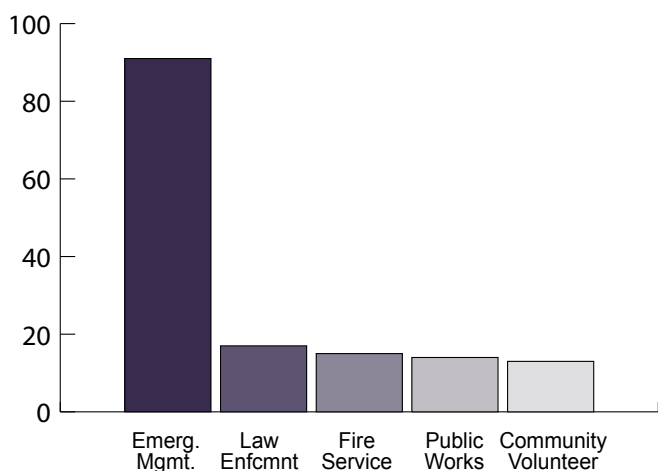
² Includes all 50 U.S. states and 6 territories.

³ Average of increase as determined by: (Post-Test Average - Pre-Test Average)/Pre-Test Average

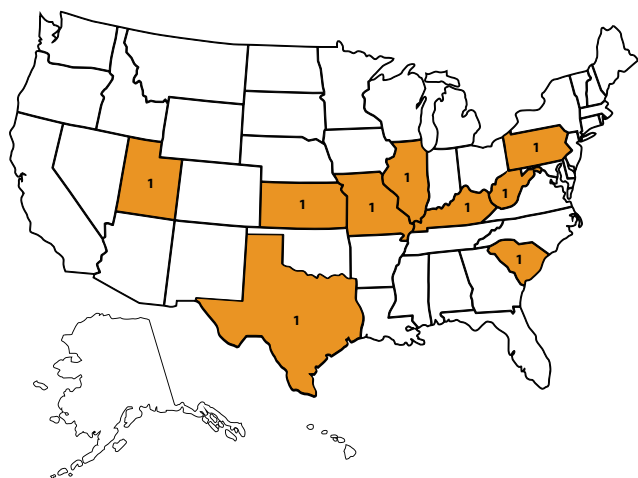
Course Statistics

Total Number of Deliveries: 9 (0¹)
 Total Number of Students Trained: 194 (↑97)
 Total Number of States Impacted²: 9 (↑1)
 Attrition Rate of Registered Students: 23.2% (↑11.8%)
 Pre-Test Score Average: 64.9% (↑5.4%)
 Post-Test Score Average: 93.5% (↑0.6%)
 Average Increase of KSA³: 43.9% (↓34.5%)
 Top Five Disciplines Trained: EM, LE, FS, PW, CV

Training Numbers by Student Discipline

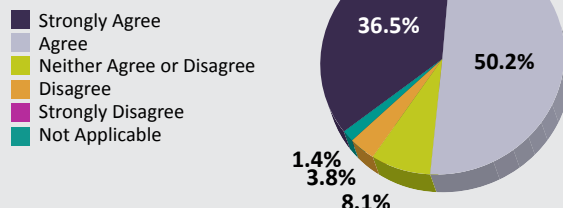


Training Deliveries by State

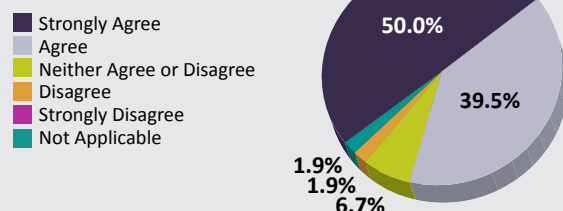


Course Statistics

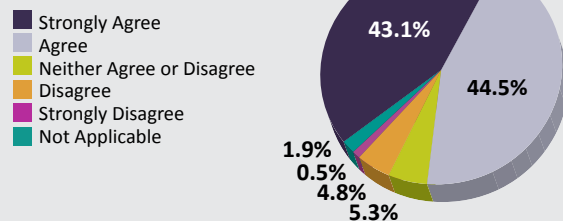
Overall, the course content met my needs and expectations.



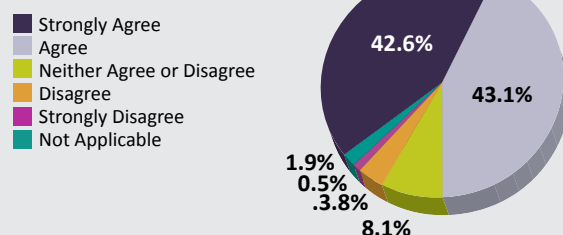
Overall, the instructors' performance met my needs and expectations.



Overall, the course increased my knowledge, skills and abilities.



I would recommend this course to my peers.



¹ Increase/decrease from 2012

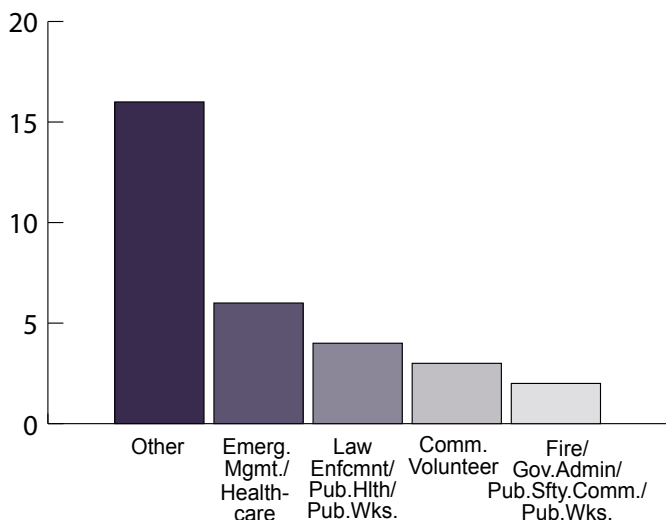
² Includes all 50 U.S. states and 6 territories.

³ Average of increase as determined by: (Post-Test Average - Pre-Test Average)/Pre-Test Average

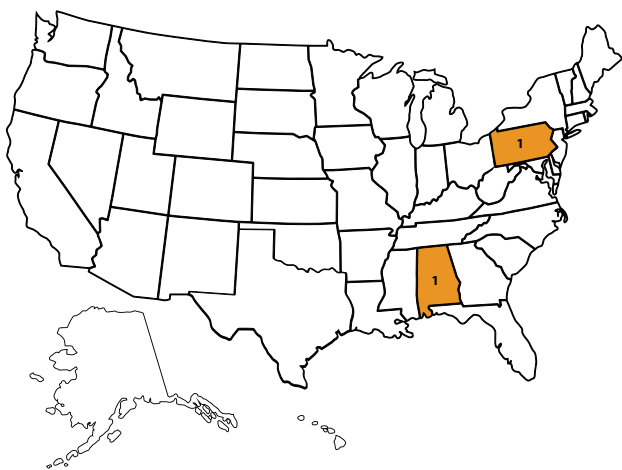
Course Statistics

Total Number of Deliveries: 2 (↓5¹)
 Total Number of Students Trained: 52 (↓65)
 Total Number of States Impacted²: 2 (↓4)
 Attrition Rate of Registered Students: 43.0% (↑17.0%)
 Pre-Test Score Average: 58.7% (↓3.9%)
 Post-Test Score Average: 82.2% (↓9.8%)
 Average Increase of KSA³: 39.9% (↓7.8%)
 Top Five Disciplines Trained: OTH, EM, HC, LE, PH

Training Numbers by Student Discipline



Training Deliveries by State



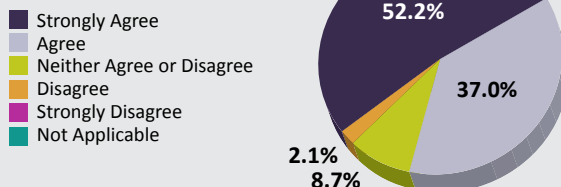
¹ Increase/decrease from 2012

² Includes all 50 U.S. states and 6 territories.

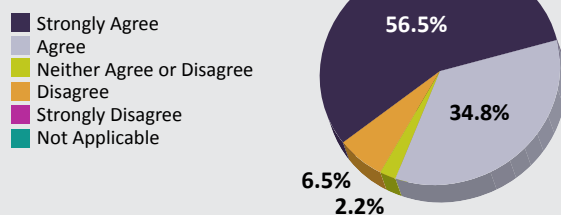
³ Average of increase as determined by: (Post-Test Average - Pre-Test Average)/Pre-Test Average

Course Statistics

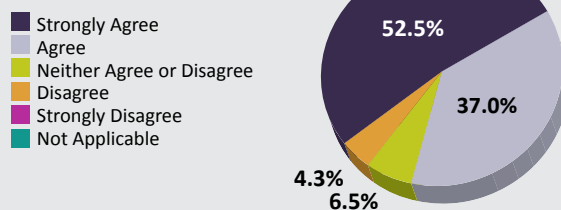
Overall, the course content met my needs and expectations.



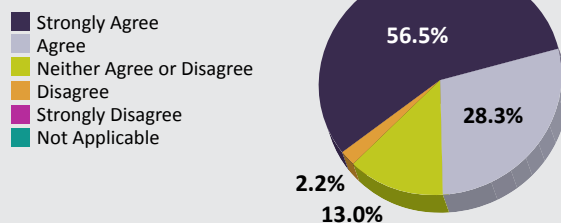
Overall, the instructors' performance met my needs and expectations.



Overall, the course increased my knowledge, skills and abilities.



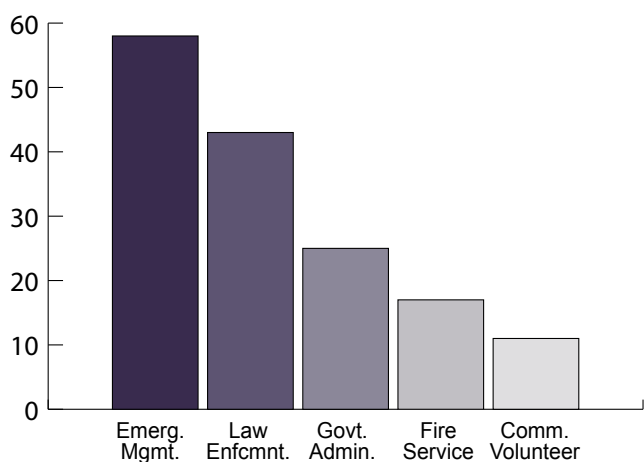
I would recommend this course to my peers.



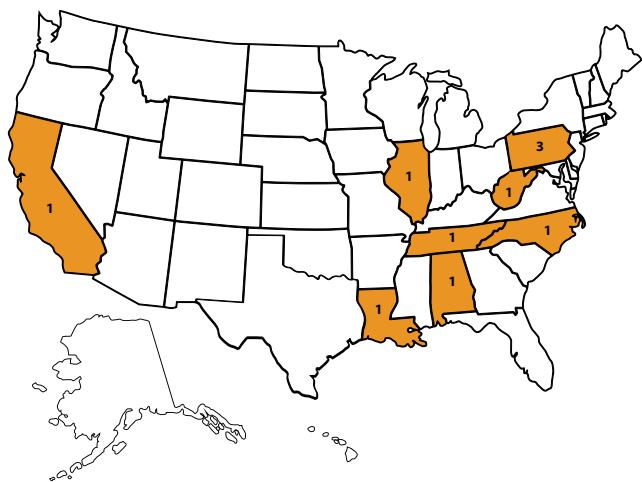
Course Statistics

Total Number of Deliveries: 10 (↓9¹)
 Total Number of Students Trained: 205 (↓274)
 Total Number of States Impacted²: 10 (↓7)
 Attrition Rate of Registered Students: 19.6% (↓5.4%)
 Pre-Test Score Average: 58.1% (↑2.1%)
 Post-Test Score Average: 92.4% (↑1.3%)
 Average Increase of KSA³: 59.1% (↓5.4%)
 Top Five Disciplines Trained: EM, LE, GA, FS, CV

Training Numbers by Student Discipline

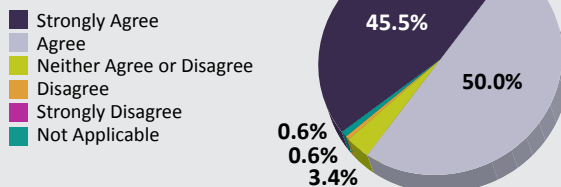


Training Deliveries by State

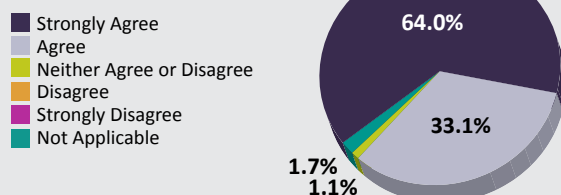


Course Statistics

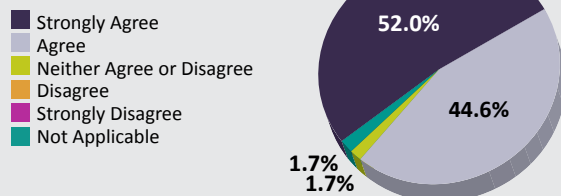
Overall, the course content met my needs and expectations.



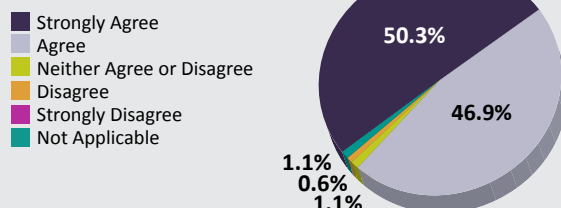
Overall, the instructors' performance met my needs and expectations.



Overall, the course increased my knowledge, skills and abilities.



I would recommend this course to my peers.



¹ Increase/decrease from 2012

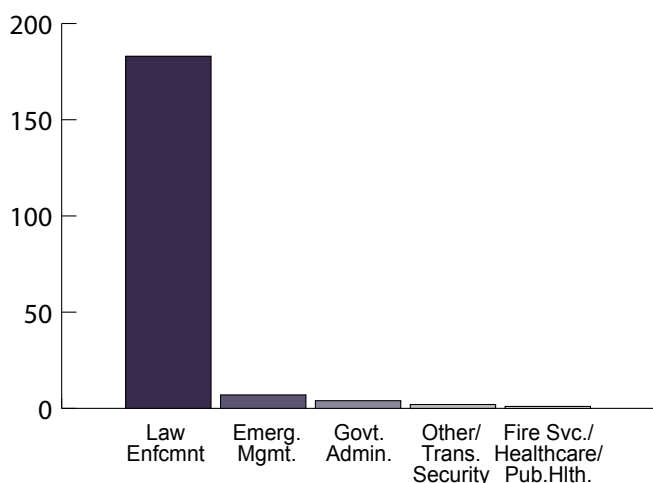
² Includes all 50 U.S. states and 6 territories.

³ Average of increase as determined by: (Post-Test Average - Pre-Test Average)/Pre-Test Average

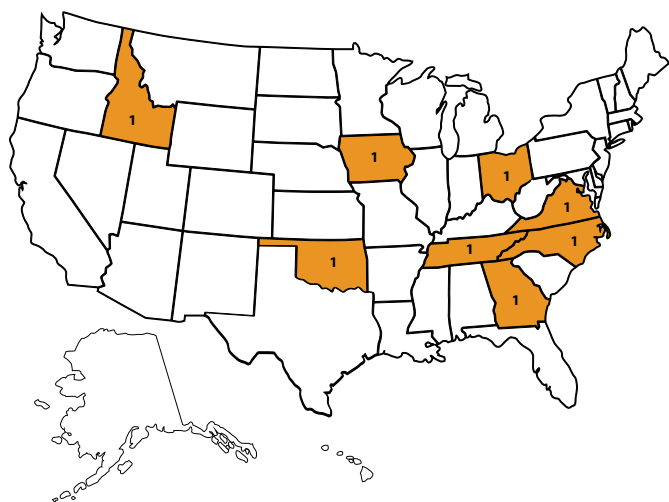
Course Statistics

Total Number of Deliveries: 8 (↑2¹)
 Total Number of Students Trained: 201 (↑83)
 Total Number of States Impacted²: 8 (↑3)
 Attrition Rate of Registered Students: 0.1% (↓29.9)
 Pre-Test Score Average: 70.9% (↑1.4)
 Post-Test Score Average: 95.0% (↑6.5)
 Average Increase of KSA³: 34.1% (↑6.2)
 Top Five Disciplines Trained: LE, EM, GA, OTH, TS

Training Numbers by Student Discipline



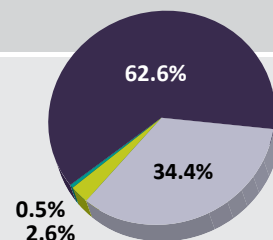
Training Deliveries by State



Course Statistics

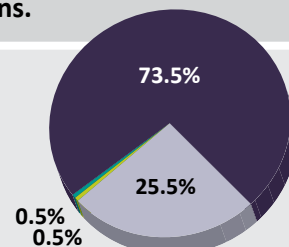
Overall, the course content met my needs and expectations.

- Strongly Agree
- Agree
- Neither Agree or Disagree
- Disagree
- Strongly Disagree
- Not Applicable



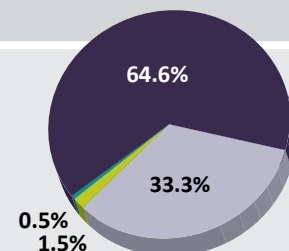
Overall, the instructors' performance met my needs and expectations.

- Strongly Agree
- Agree
- Neither Agree or Disagree
- Disagree
- Strongly Disagree
- Not Applicable



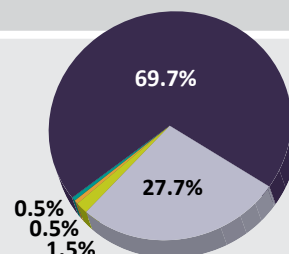
Overall, the course increased my knowledge, skills and abilities.

- Strongly Agree
- Agree
- Neither Agree or Disagree
- Disagree
- Strongly Disagree
- Not Applicable



I would recommend this course to my peers.

- Strongly Agree
- Agree
- Neither Agree or Disagree
- Disagree
- Strongly Disagree
- Not Applicable



¹ Increase/decrease from 2012

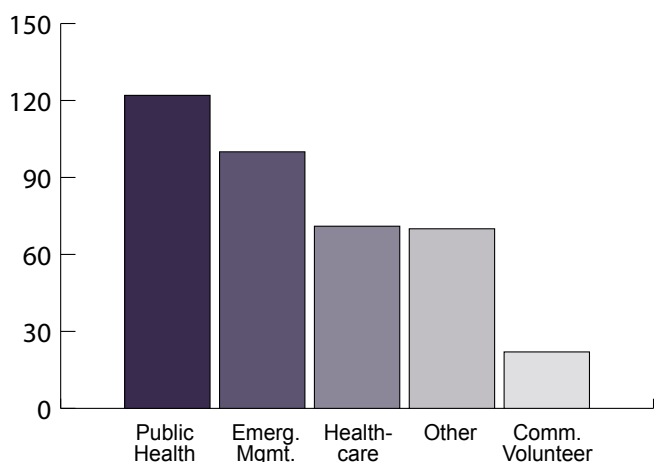
² Includes all 50 U.S. states and 6 territories.

³ Average of increase as determined by: (Post-Test Average - Pre-Test Average)/Pre-Test Average

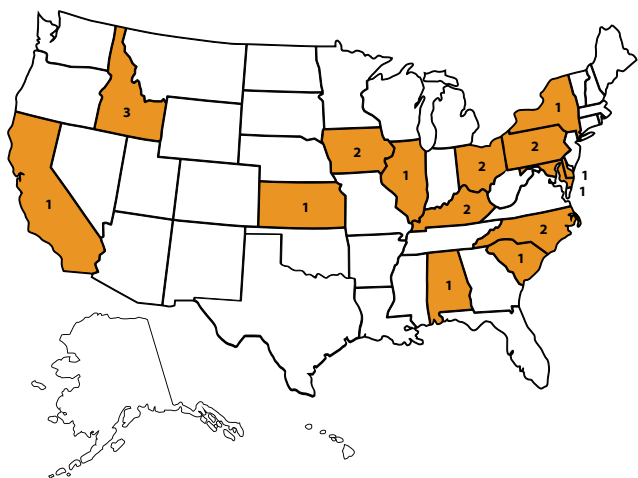
Course Statistics

Total Number of Deliveries: 21*
 Total Number of Students Trained: 456
 Total Number of States Impacted¹: 14
 Attrition Rate of Registered Students: 23.7%
 Pre-Test Score Average: 82.2%
 Post-Test Score Average: 98.6%
 Average Increase of KSA²: 19.9%
 Top Five Disciplines Trained: PH, EM, HC, OTH, CV

Training Numbers by Student Discipline

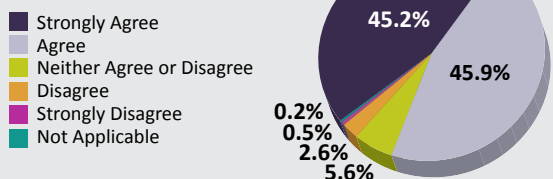


Training Deliveries by State

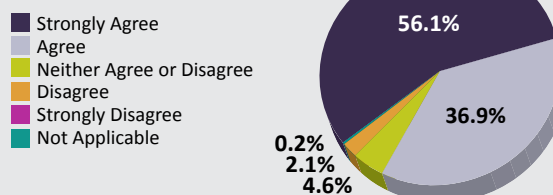


Course Statistics

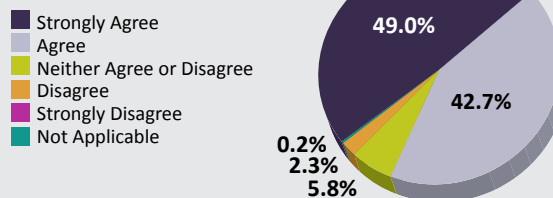
Overall, the course content met my needs and expectations.



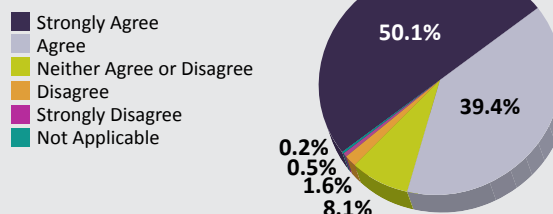
Overall, the instructors' performance met my needs and expectations.



Overall, the course increased my knowledge, skills and abilities.



I would recommend this course to my peers.



¹Includes all 50 U.S. states and 6 territories

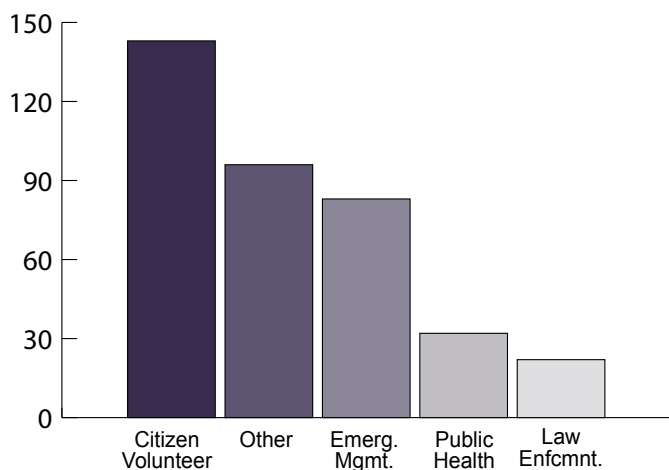
²Average of increase as determined by: (Post-Test Average - Pre-Test Average)/Pre-Test Average

*Course certified March 2013

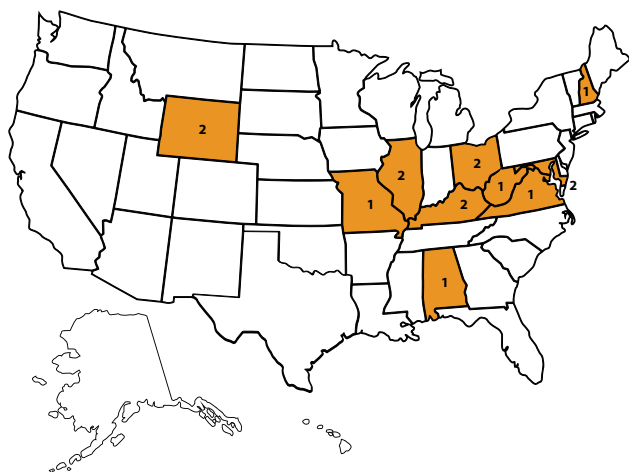
Course Statistics

Total Number of Deliveries: 15 (↑6¹)
 Total Number of Students Trained: 430 (↑250)
 Total Number of States Impacted²: 10 (↑3)
 Attrition Rate of Registered Students: 15.8% (↓11.2%)
 Pre-Test Score Average: 82.9% (↑2.4%)
 Post-Test Score Average: 94.9 (↑2.5%)
 Average Increase of KSA³: 14.5% (↓0.7%)
 Top Five Disciplines Trained: CV, OTH, EM, PH, LE

Training Numbers by Student Discipline

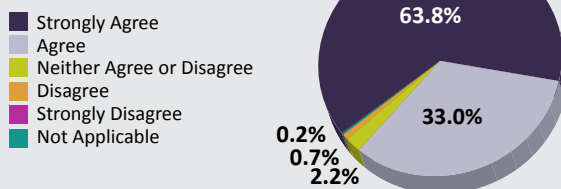


Training Deliveries by State

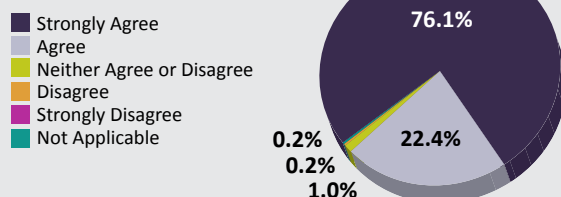


Course Statistics

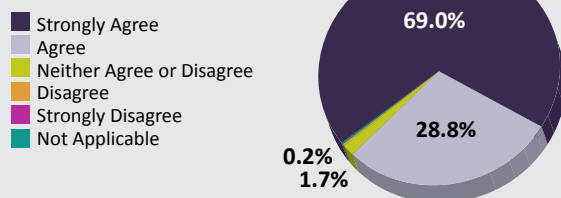
Overall, the course content met my needs and expectations.



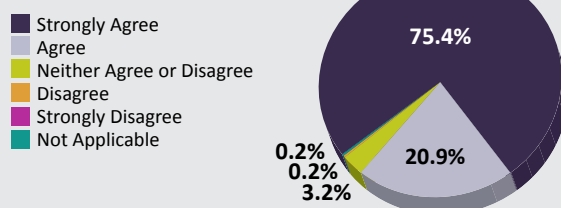
Overall, the instructors' performance met my needs and expectations.



Overall, the course increased my knowledge, skills and abilities.



I would recommend this course to my peers.



¹ Increase/decrease from 2012

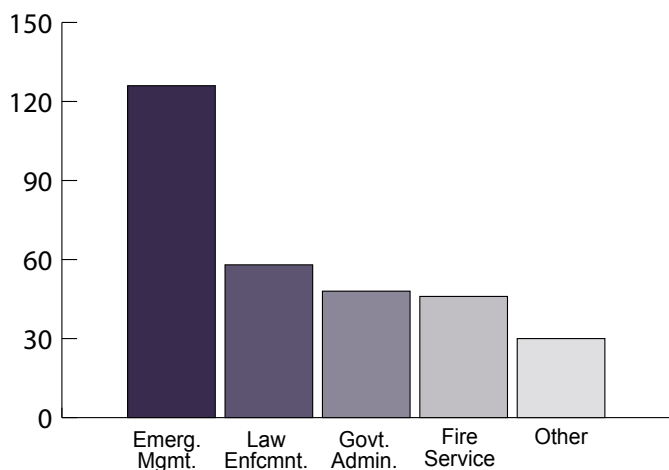
² Includes all 50 U.S. states and 6 territories.

³ Average of increase as determined by: (Post-Test Average - Pre-Test Average)/Pre-Test Average

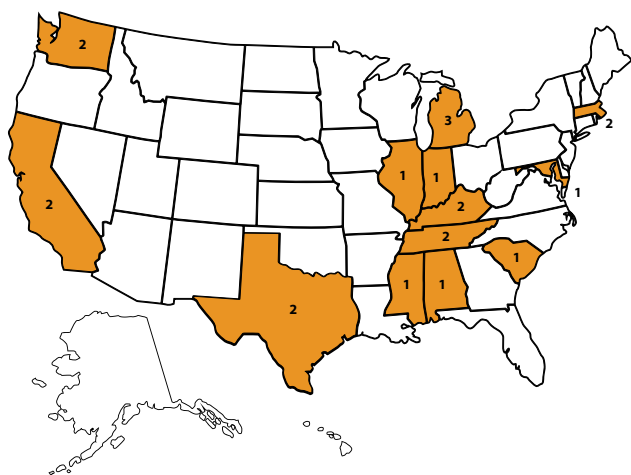
Course Statistics

Total Number of Deliveries: 21
 Total Number of Students Trained: 472
 Total Number of States Impacted¹: 13
 Attrition Rate of Registered Students: 22.5%
 Pre-Test Score Average: 69.9%
 Post-Test Score Average: 87.1%
 Average Increase of KSA²: 24.6%
 Top Five Disciplines Trained: EM, LE, GA, FS, OTH

Training Numbers by Student Discipline

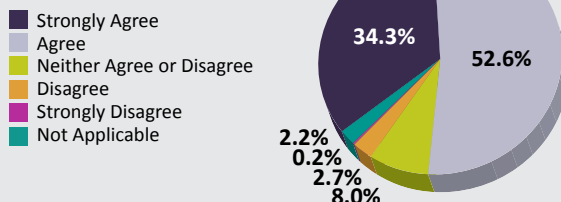


Training Deliveries by State

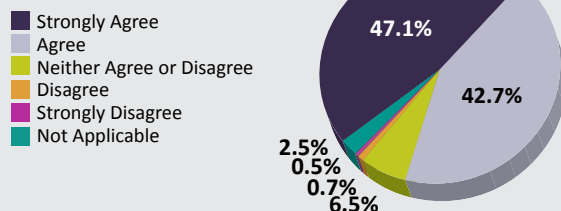


Course Statistics

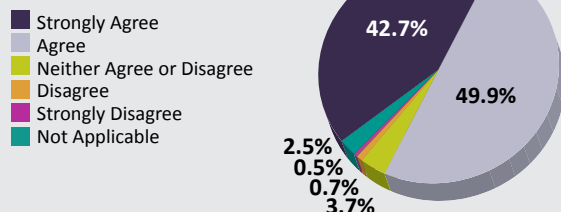
Overall, the course content met my needs and expectations.



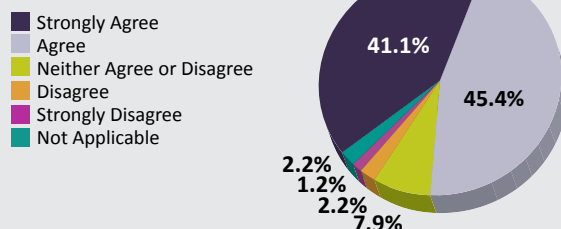
Overall, the instructors' performance met my needs and expectations.



Overall, the course increased my knowledge, skills and abilities.



I would recommend this course to my peers.



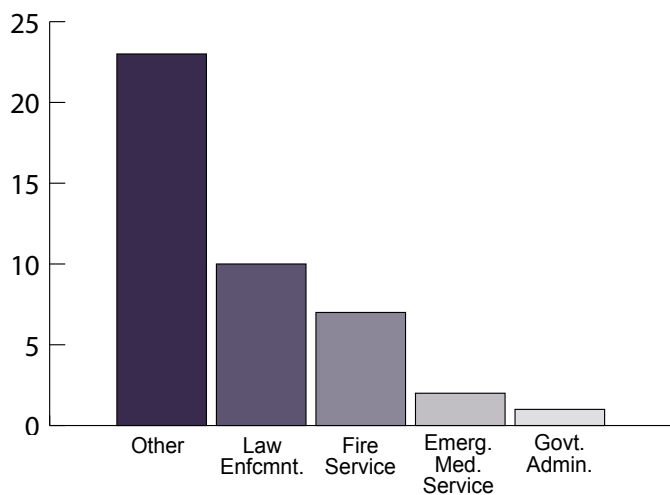
¹Includes all 50 U.S. states and 6 territories

²Average of increase as determined by: (Post-Test Average - Pre-Test Average)/Pre-Test Average

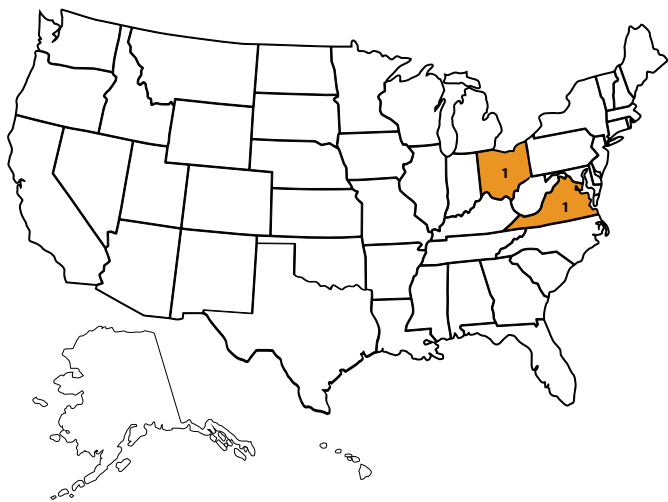
Course Statistics

Total Number of Deliveries: 2*
 Total Number of Students Trained: 49
 Total Number of States Impacted¹: 2
 Attrition Rate of Registered Students: 0.0%
 Pre-Test Score Average: 63.3%
 Post-Test Score Average: 83.5%
 Average Increase of KSA²: 31.9%
 Top Five Disciplines Trained: OTH, LE, FS, EMS, GA

Training Numbers by Student Discipline



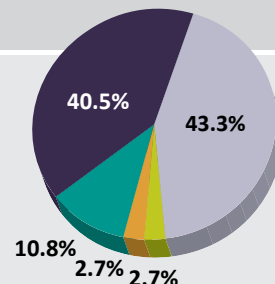
Training Deliveries by State



Course Statistics

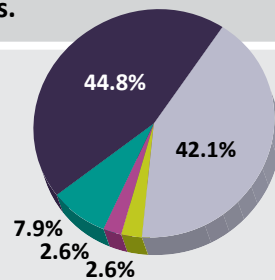
Overall, the course content met my needs and expectations.

- Strongly Agree
- Agree
- Neither Agree or Disagree
- Disagree
- Strongly Disagree
- Not Applicable



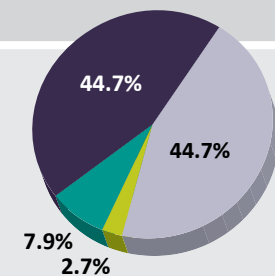
Overall, the instructors' performance met my needs and expectations.

- Strongly Agree
- Agree
- Neither Agree or Disagree
- Disagree
- Strongly Disagree
- Not Applicable



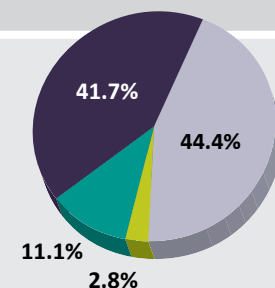
Overall, the course increased my knowledge, skills and abilities.

- Strongly Agree
- Agree
- Neither Agree or Disagree
- Disagree
- Strongly Disagree
- Not Applicable



I would recommend this course to my peers.

- Strongly Agree
- Agree
- Neither Agree or Disagree
- Disagree
- Strongly Disagree
- Not Applicable



¹Includes all 50 U.S. states and 6 territories

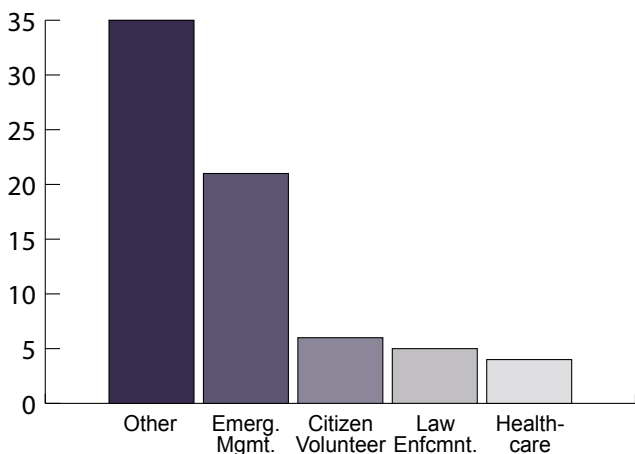
²Average of increase as determined by: (Post-Test Average - Pre-Test Average)/Pre-Test Average

*Course certified March 2013

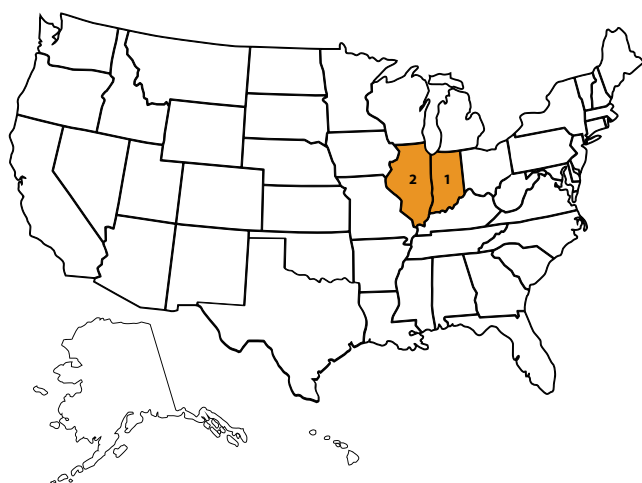
Course Statistics

Total Number of Deliveries: 3 (↓5¹)
 Total Number of Students Trained: 91 (↓97)
 Total Number of States Impacted²: 2 (↓6)
 Attrition Rate of Registered Students: 18.7% (↑11.7%)
 Pre-Test Score Average: 68.5% (↓2.7%)
 Post-Test Score Average: 96.4% (↑2.3%)
 Average Increase of KSA³: 40.7% (↑8.2%)
 Top Five Disciplines Trained: OTH, EM, CV, LE, HC

Training Numbers by Student Discipline

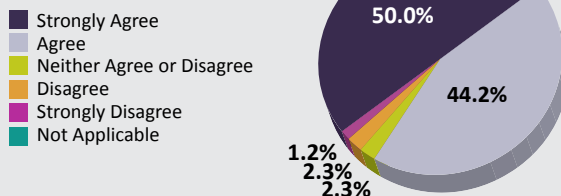


Training Deliveries by State

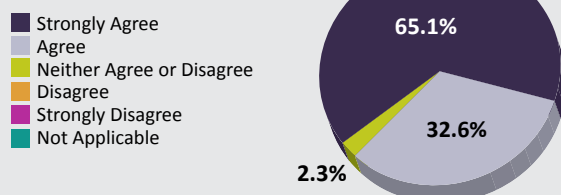


Course Statistics

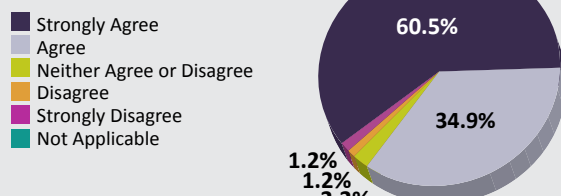
Overall, the course content met my needs and expectations.



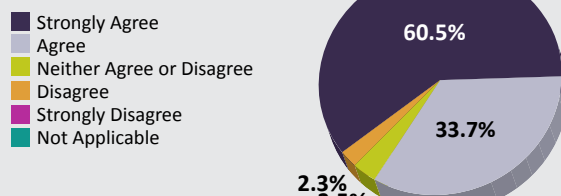
Overall, the instructors' performance met my needs and expectations.



Overall, the course increased my knowledge, skills and abilities.



I would recommend this course to my peers.



¹ Increase/decrease from 2012

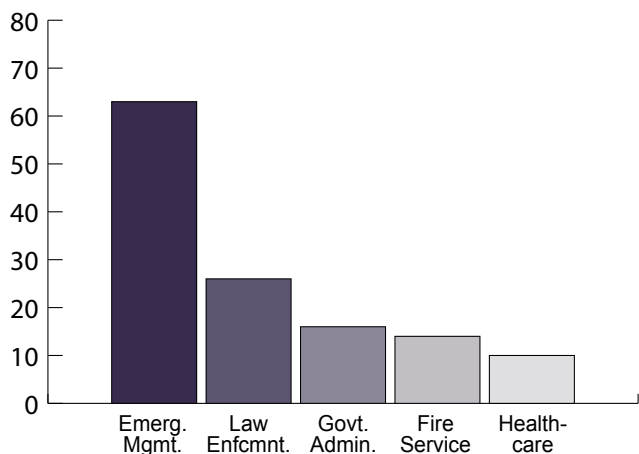
² Includes all 50 U.S. states and 6 territories.

³ Average of increase as determined by: (Post-Test Average - Pre-Test Average)/Pre-Test Average

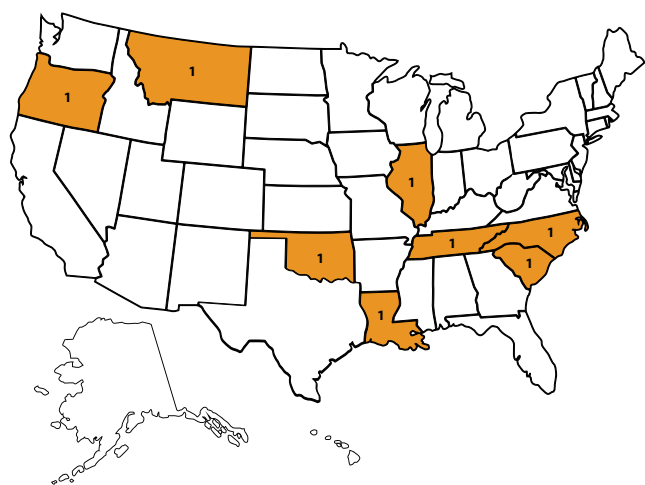
Course Statistics

Total Number of Deliveries: 8
 Total Number of Students Trained: 177
 Total Number of States Impacted¹: 8
 Attrition Rate of Registered Students: 0.1%
 Pre-Test Score Average: 62.3%
 Post-Test Score Average: 90.8%
 Average Increase of KSA²: 45.8%
 Top Five Disciplines Trained: EM, LE, GA, FS, HC

Training Numbers by Student Discipline

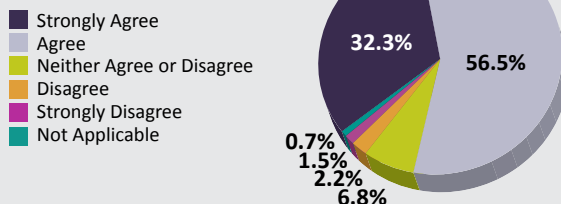


Training Deliveries by State

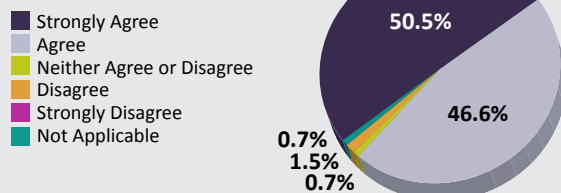


Course Statistics

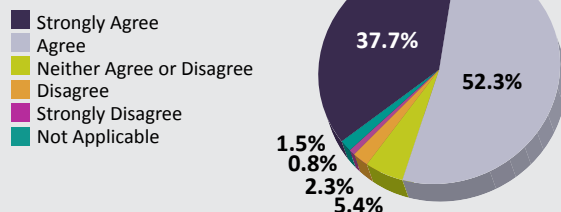
Overall, the course content met my needs and expectations.



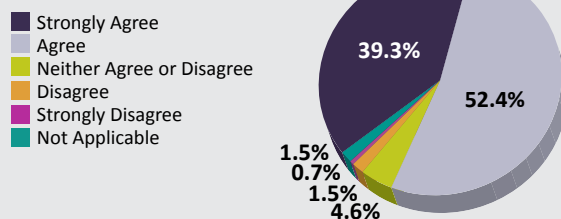
Overall, the instructors' performance met my needs and expectations.



Overall, the course increased my knowledge, skills and abilities.



I would recommend this course to my peers.



¹Includes all 50 U.S. states and 6 territories

²Average of increase as determined by: (Post-Test Average - Pre-Test Average)/Pre-Test Average

Instructor-Led Course Completions by State for 2013

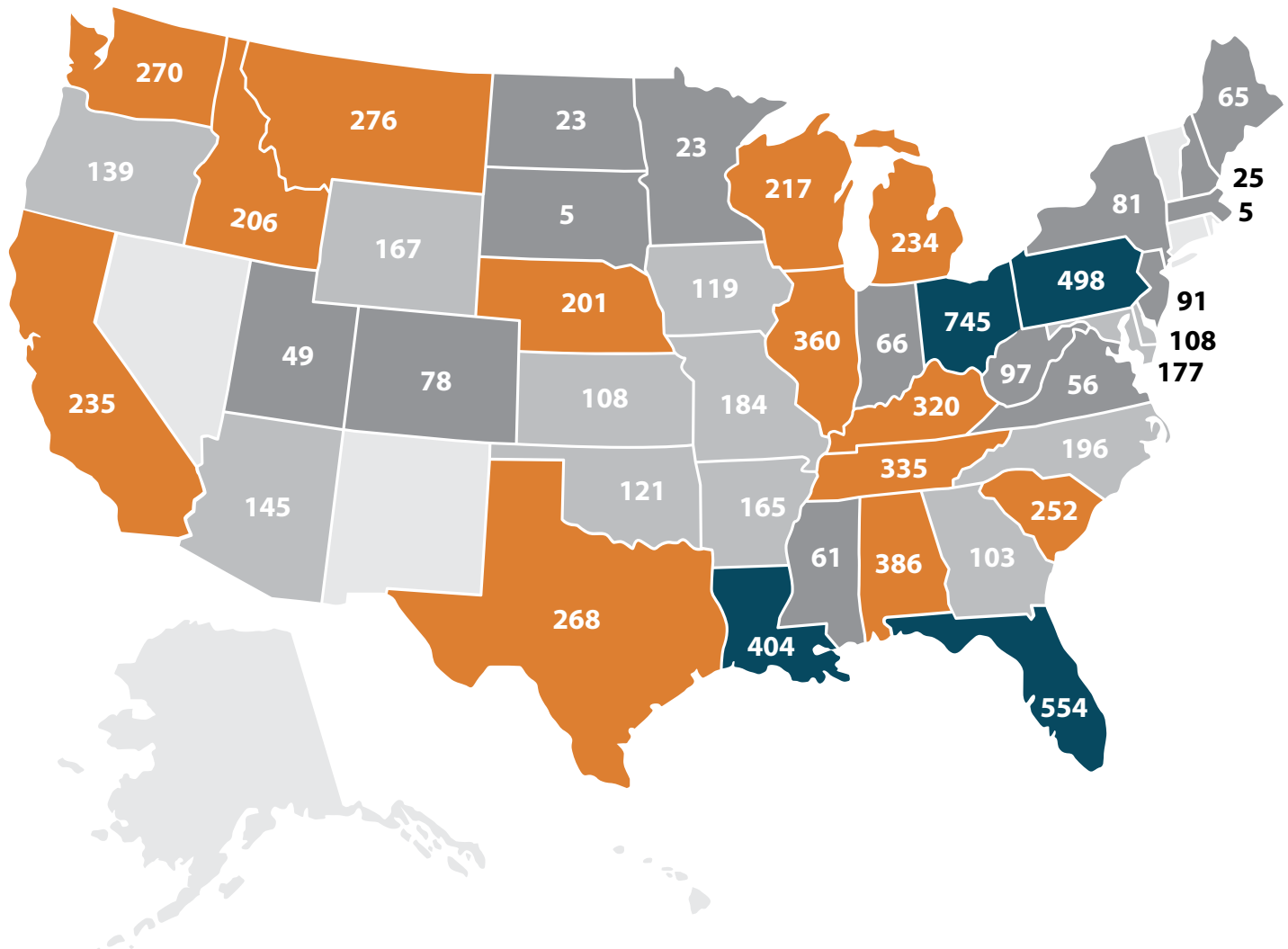
2013 Performance Report (January 1, 2013 – December 31, 2013)

Course Completions

Course Completions: 8,218

States and Territories Impacted: 43

States and Territories Impacted



Course Deliveries

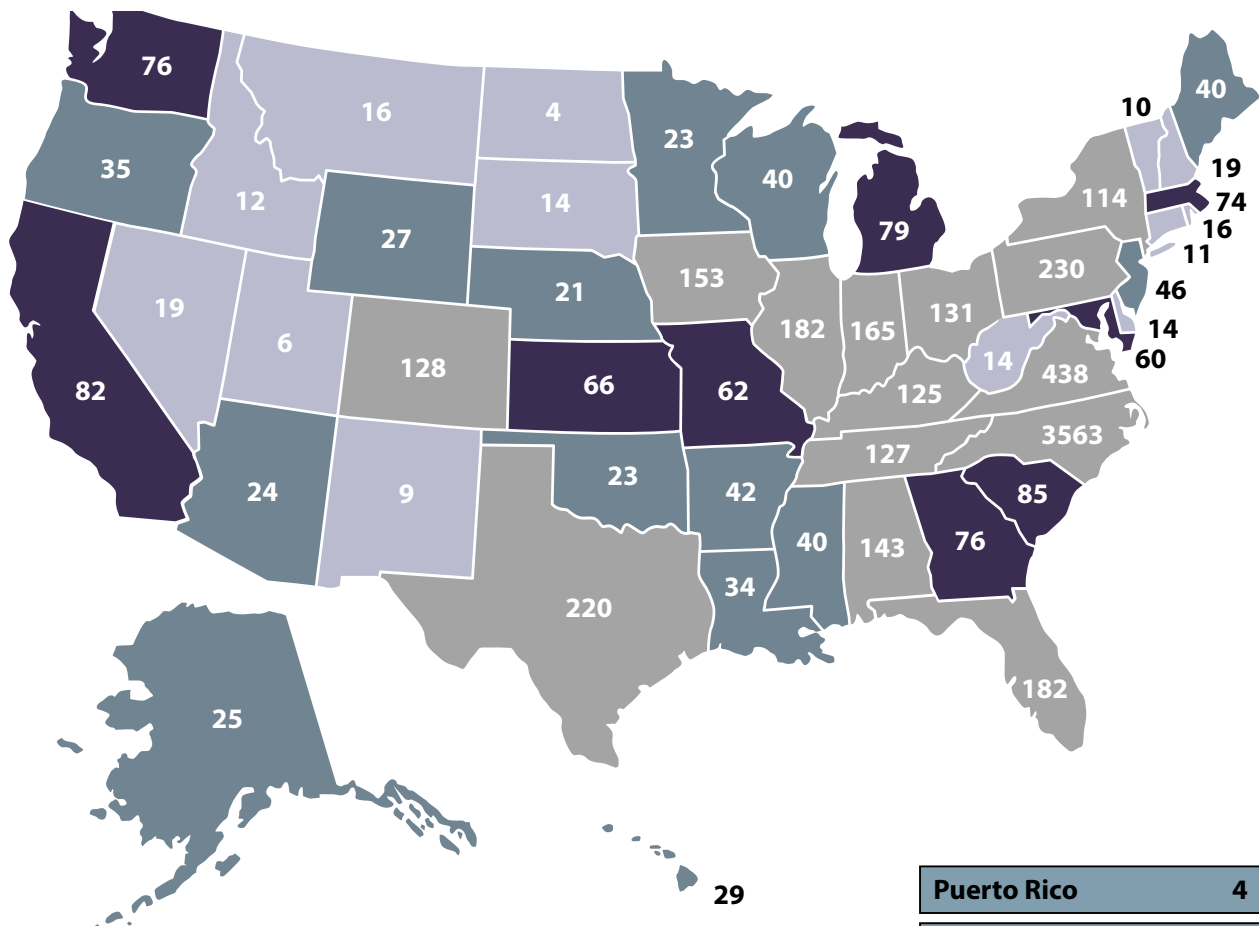
- 1-99
- 100-199
- 200-399
- 400 and up

Total= 8,218

Course Completions

AWR 144-W Port & Vessel Security for Public Safety & Maritime Personnel: 224
 AWR 148-W Crisis Management for School-Based Incidents – Partnering Rural Law Enforcement, First Responders, and Local School Systems: 558
 AWR 187-W Terrorism & WMD Awareness: 5,212
 AWR 208-W Crisis Management in a Rural School - Webcast: 376
 AWR 209-W Dealing with the Media: A Short Course for Rural First Responders: 5
 MGT 335-W Event Security Planning for Public Safety Professionals: 323
 MGT 339-W Resource Inventory Management for Rural Communities: 74
 PER 281-W Terrorism Prevention Certificate for Law Enforcement: 219
Total Web-Based Completions: 6,991

States and Territories Impacted



Course Deliveries

- 1-19
- 20-49
- 50-99
- 100 and up

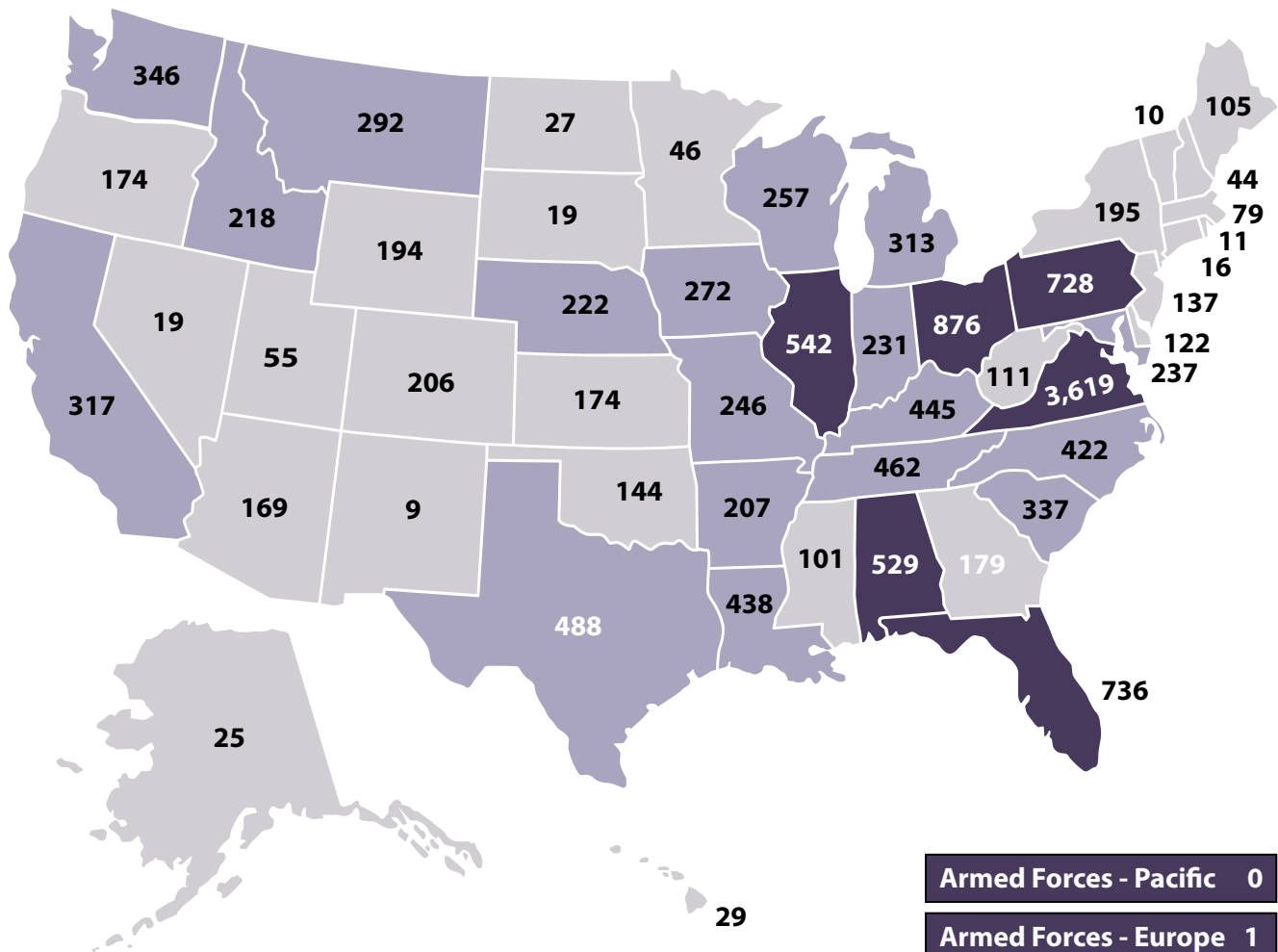
Puerto Rico	4
Guam	1
Armed Forces Europe	1
Washington D.C.	23
Total= 6,991	

Course Completions

Course Completions: 15,209

States and Territories Impacted: 53

States and Territories Impacted



Course Deliveries

- 1-199
- 200-499
- 500 and up

Armed Forces - Pacific	0
Armed Forces - Europe	1
Guam	1
Puerto Rico	4
Washington D.C.	23
Total	15,209



Total Course Completions by State from 2006 to 2013 (ILT & WBT)

Prepare For The Worst, Train To Be The Best

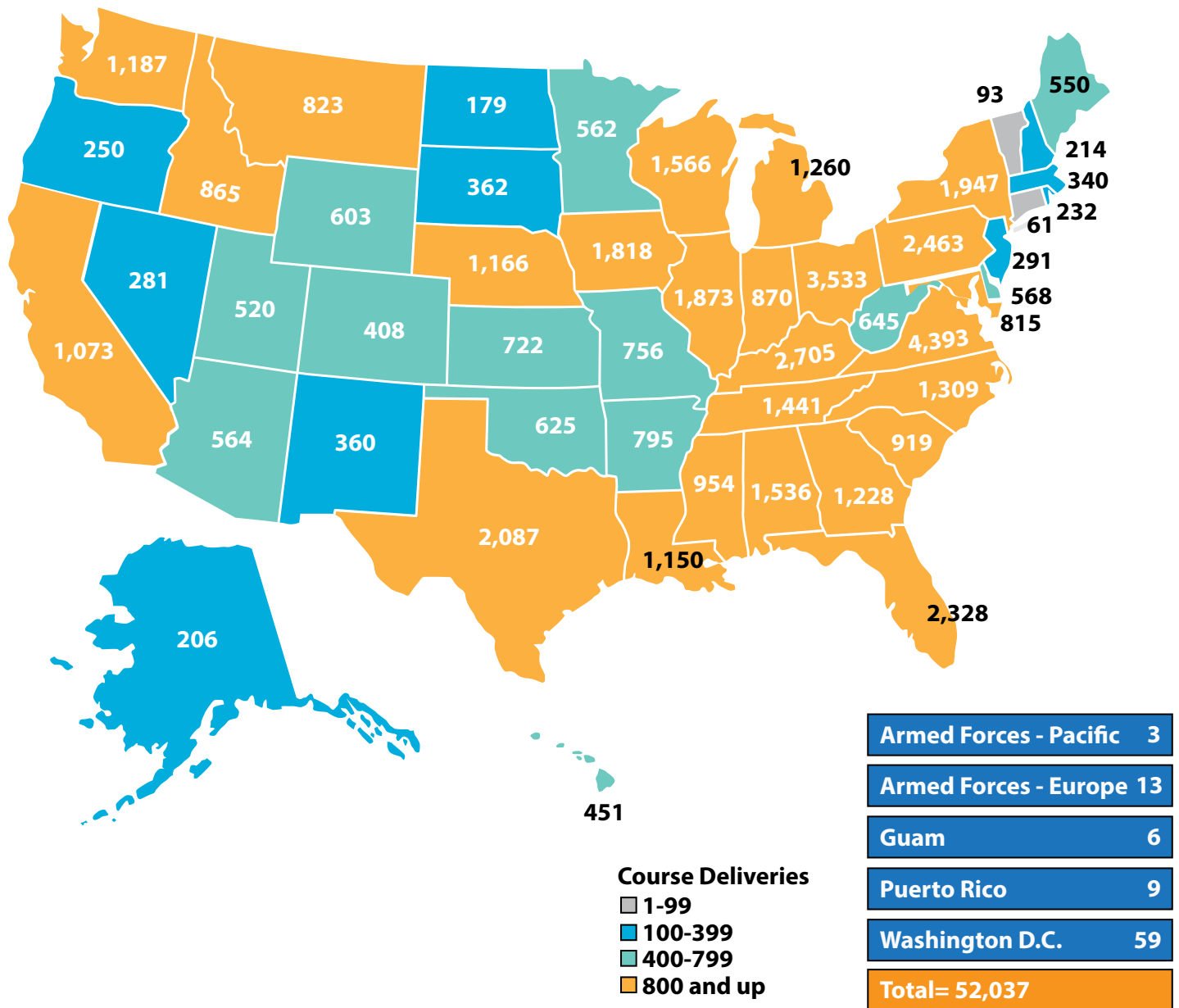
2013 Performance Report (January 1, 2013 – December 31, 2013)

Course Completions

Course Completions: 52,037

States and Territories Impacted: 53

States and Territories Impacted



Armed Forces - Pacific	3
Armed Forces - Europe	13
Guam	6
Puerto Rico	9
Washington D.C.	59
Total	52,037

Course Deliveries
 1-99
 100-399
 400-799
 800 and up



Prepare For The Worst, Train To Be The Best

Contact Us

Rural Domestic Preparedness Consortium

521 Lancaster Avenue

Stratton 50

Richmond, KY 40475

877.855.RDPC

www.ruraltraining.org